

The Physics & Astrophysics of Cosmic Rays

Peng Oh
(UC Santa Barbara)

Eliot Quataert
(UC Berkeley)

Mayacamas 2015

What are Cosmic Rays?

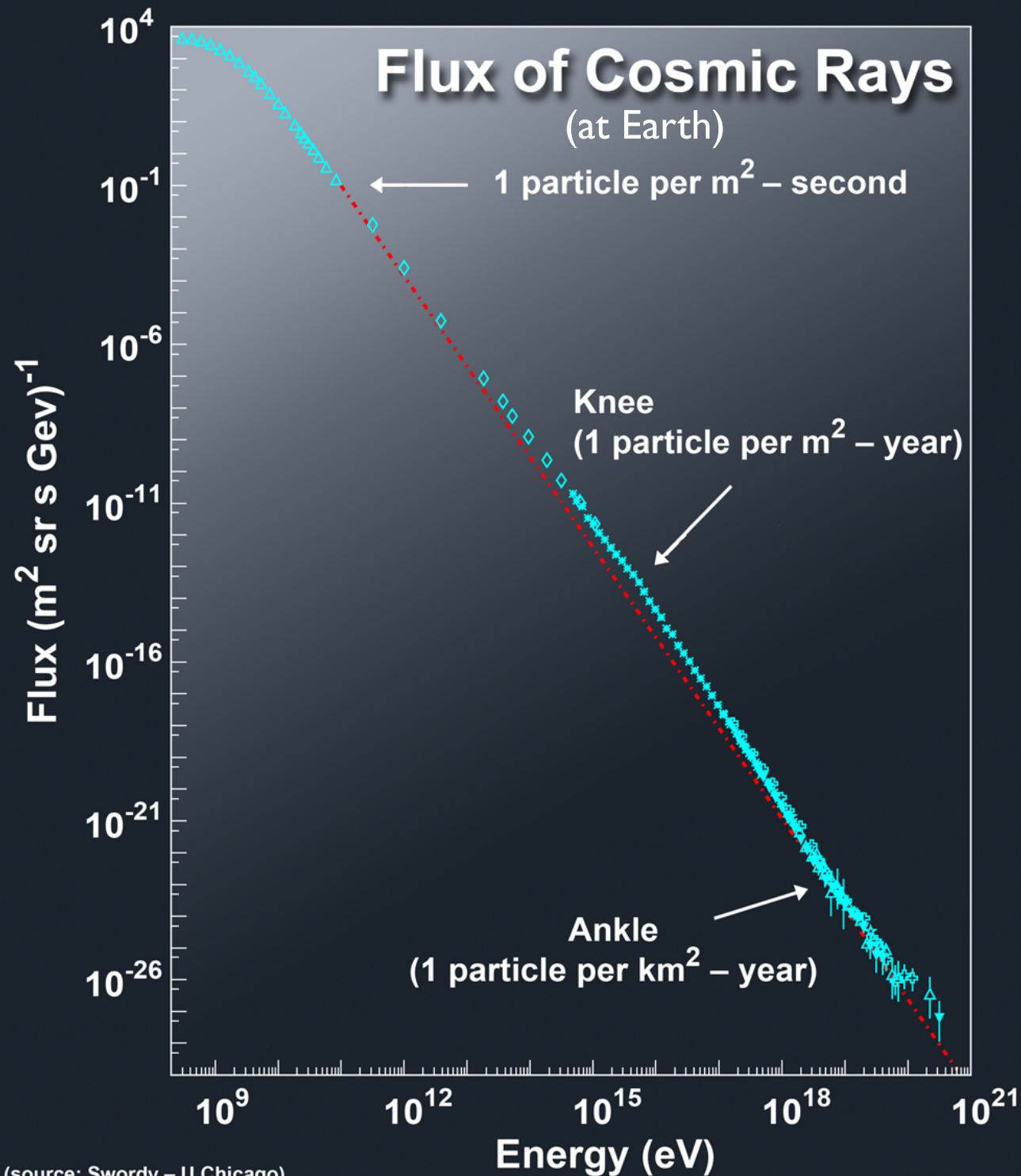
A non-thermal population of relativistic particles that pervade the solar system, galaxies, clusters and intergalactic space

Why you Should Care about Cosmic Rays

- Beautiful physics: nuclear physics, high energy physics, plasma physics ...
- An energetically important component of galaxies, clusters, etc.
- Relativistic particles dominate the emission in many wavebands
- Cosmic rays have amazing/surprising/poorly understood properties that can confound attempts at indirect detection of dark matter

Outline

- An Overview of Cosmic Rays in the Galaxy
- The Physical Origin of Cosmic Rays
 - Galactic: Shock Acceleration in Supernovae
- Ultra-High Energy Cosmic Rays: Extragalactic Sources
- The Confinement of Cosmic Rays
- Cosmic Ray (Magneto)Hydrodynamics
- Applications: Galaxies & Clusters
- Open Problems

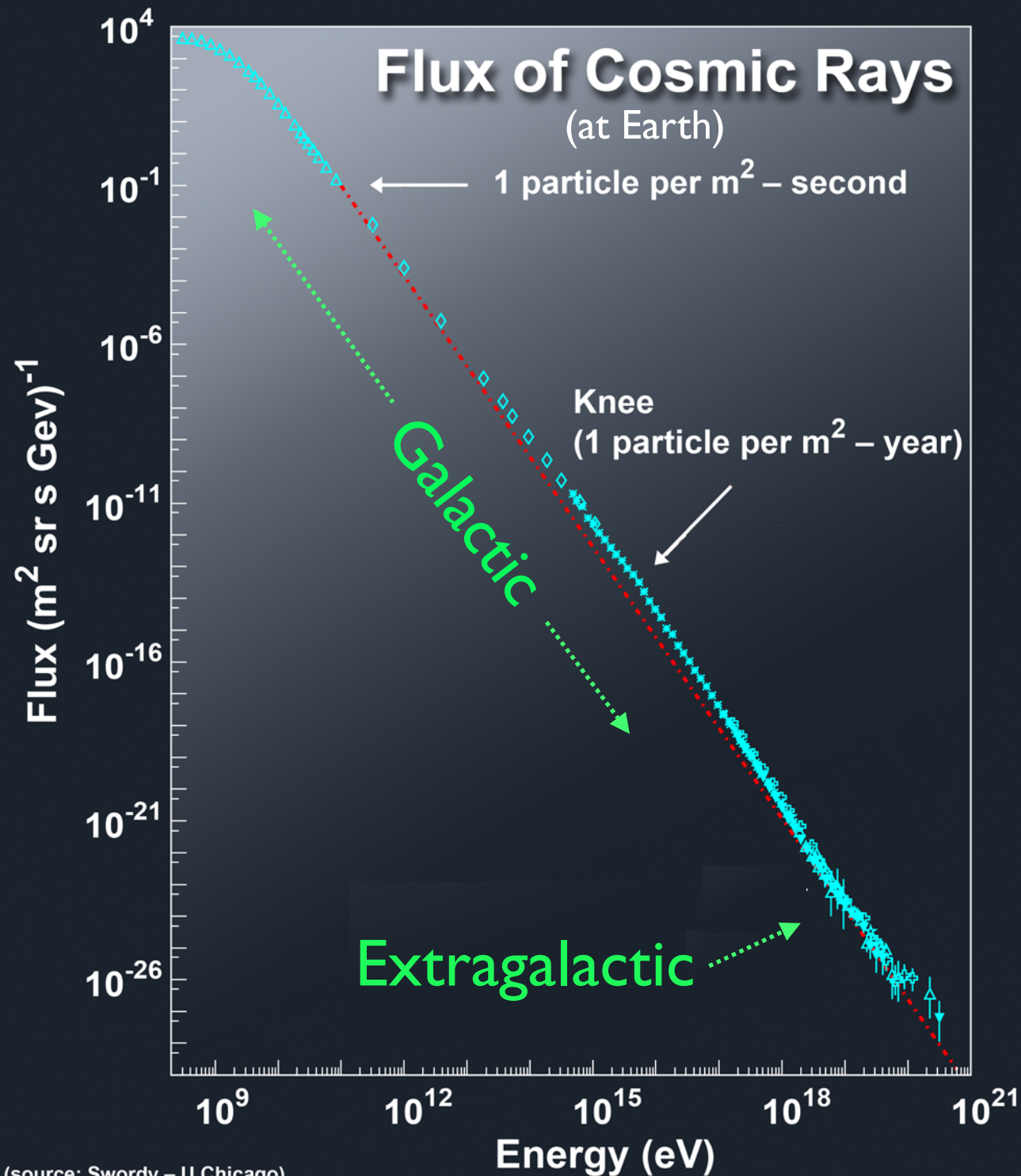


(source: Swordy – U.Chicago)

Composition

mostly protons
at $\lesssim 10^{15}$ eV
(lots of detailed
composition info)

some indication of
heavier nuclei
at $E \gtrsim 10^{18}$ eV



(source: Swordy – U.Chicago)

Larmor Radius

$$r_L = E/ZeB$$

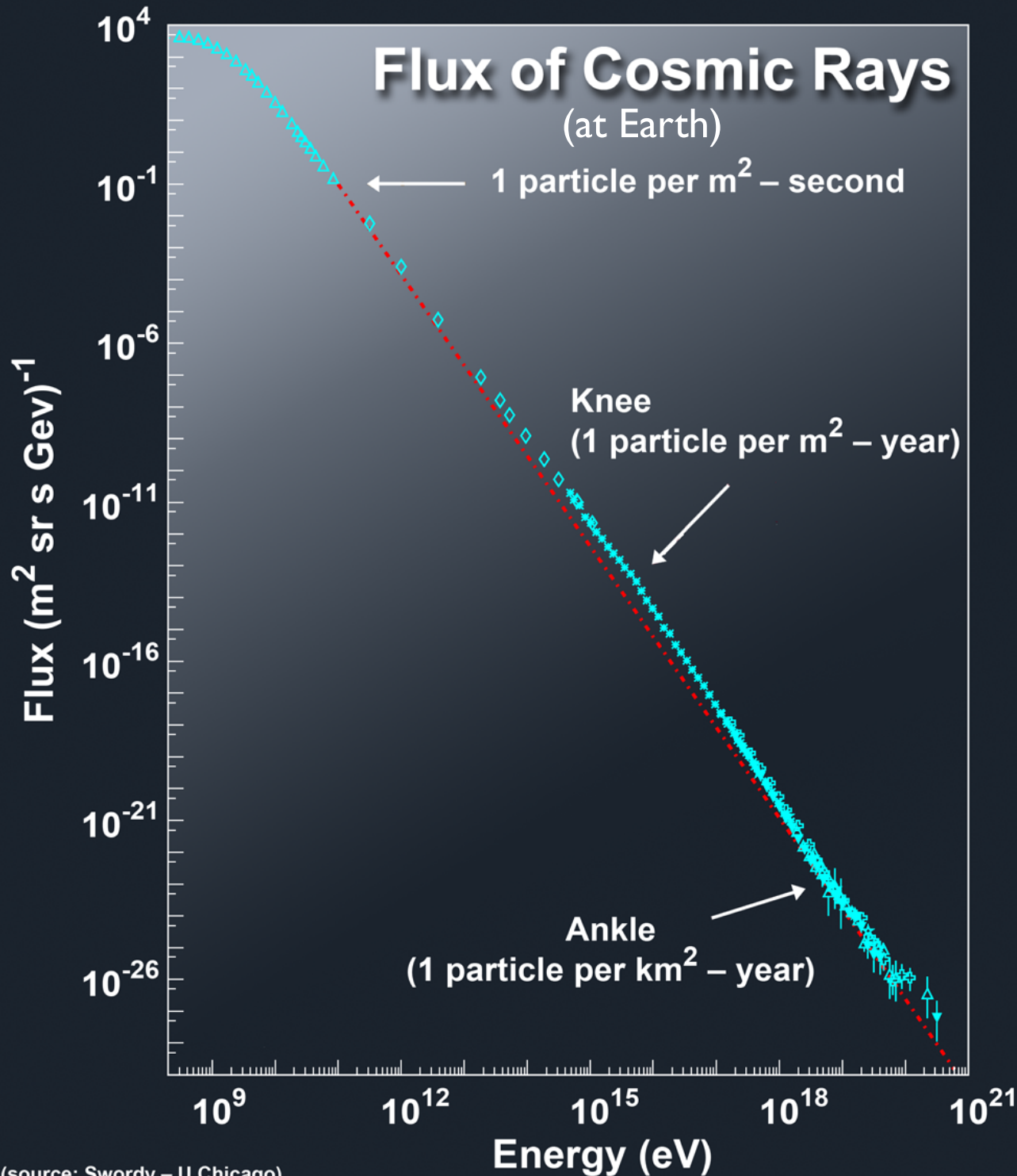
$$r_L \simeq 10 \text{ kpc} \frac{E/(10^{17} \text{ eV})}{Z(B/1\mu\text{G})}$$

GeV Coulomb mfp
 $\sim 10^3 n^{-1} D_{\text{Horizon}}$

Interaction with
 EM Fluctuations
 Govern CR Motion

Flux of Cosmic Rays

(at Earth)



(source: Swordy – U.Chicago)

Ion Spectra & Energetics

$$\frac{dN}{dE} \propto E^{-2.7}$$

$$\frac{dF_E}{d \ln E} \propto E^{-0.7}$$

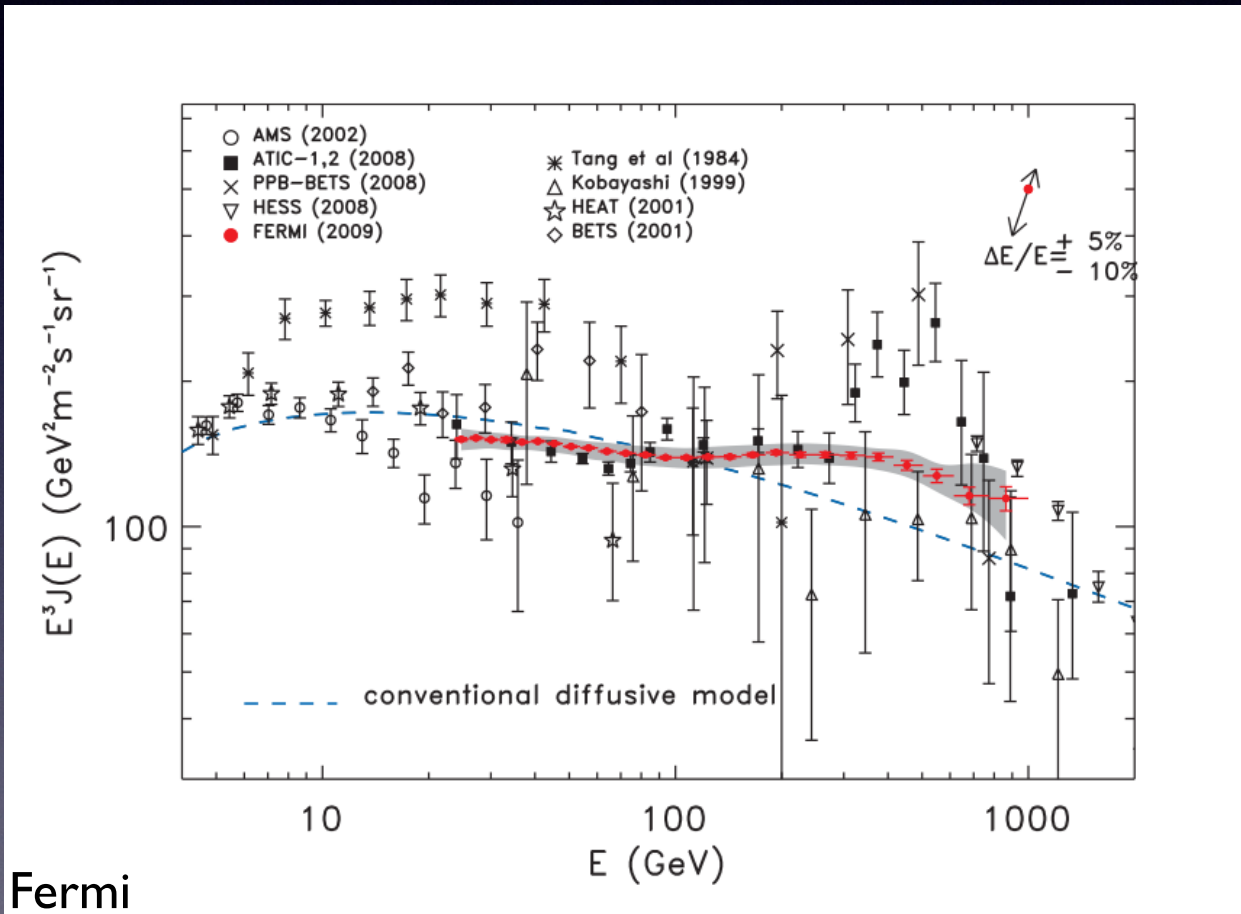
most of the energy is
in ~GeV CR protons

energy density
near Earth

$$\sim 2 \times 10^{-12} \text{ erg cm}^{-3}$$

$$\sim \text{eV cm}^{-3}$$

Electrons & Positrons



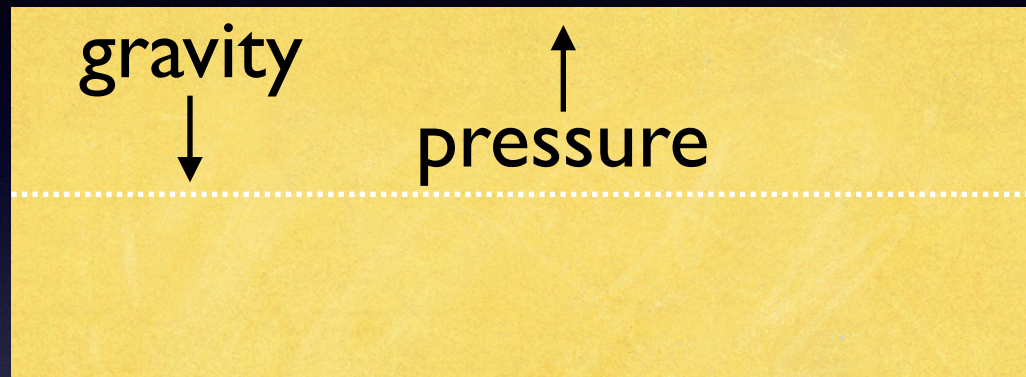
$e/p \sim 0.02$ at $\sim \text{GeV}$

$$\frac{dN}{dE} \propto E^{-3.1}$$

$$\frac{dF_E}{d \ln E} \propto E^{-1.1}$$

e^+/e^- spectrum steeper than protons bec. of radiative losses (synchrotron & inverse Compton)

Force Balance in Galaxies: CRs and Magnetic Fields are Important!



Galactic Disk w/ Gas Surface Density Σ_g

Hydrostatic Equil: $P_{\text{midplane}} \sim \pi G \Sigma_g^2$
(+ DM, stellar contribution)

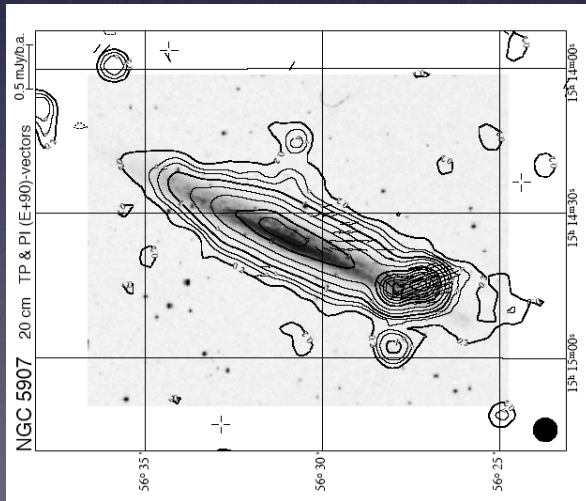
Milky Way: $P_{\text{midplane}} \sim 4 \cdot 10^{-12} \text{ erg cm}^{-3}$

roughly equal contributions from CRs, B-fields, gas turbulence

(unclear whether this extends to other galaxies, in particular with galactic winds — more later)

Why $P_{CR} \sim P_B \sim P_{Gravity}$?

Rough Idea: B-field & CR Energy Build Up
Until they are Dynamically Important $\sim P_{Gravity}$
Then B-field/CRs are Unstable

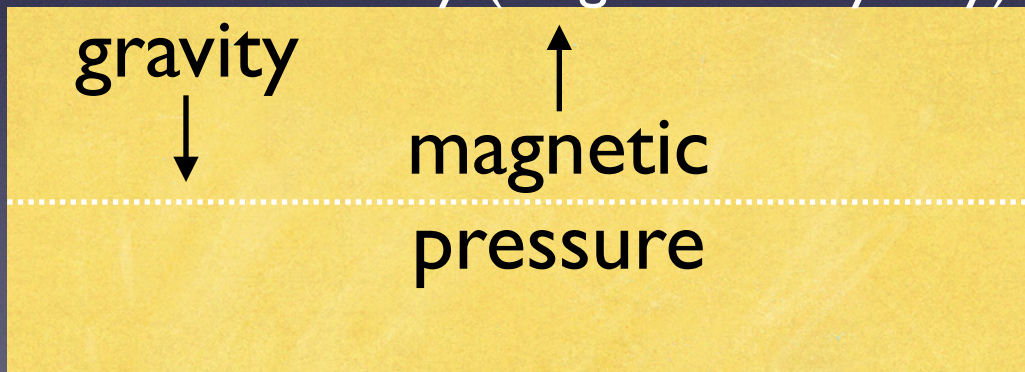


Normal Spirals: Synchrotron
(B-field, CR) scale-heights
 $\sim \text{kpc} > H_{\text{gas}} \sim 200 \text{ pc}$

Why $P_{CR} \sim P_B \sim P_{Gravity}$?

Rough Idea: B-field & CR Energy Build Up
Until they are Dynamically Important $\sim P_{Gravity}$
Then B-field/CRs are Unstable

Parker Instability (Magnetic Buoyancy)



Unstable if

$$\frac{d}{dz} \left(\frac{B^2}{\rho^2} \right) < 0$$

(neglects gas/CR
pressure)

Confinement Time

(Milky Way CRs Near the Sun)

- ^{10}Be : CR with 1/2 life of $1.6 \cdot 10^6$ yrs.
Abundance compared to ^7Be & $^{10}\text{Be} \Rightarrow$

$$t_{esc} \simeq 3 \cdot 10^7 \text{ yrs} \left(\frac{E}{3 \text{ GeV}} \right)^{-1/2} \ll \text{kpc}/c \sim 3000 \text{ yrs}$$

- *If* diffusion: $t_{esc} \sim \frac{R^2}{lc} \Rightarrow$

$$\text{mfp } l \sim 0.1 \text{ pc} \left(\frac{E}{3 \text{ GeV}} \right)^{1/2}$$

Confinement Time

(Milky Way CRs Near the Sun)

- ^{10}Be : CR with 1/2 life of $1.6 \cdot 10^6$ yrs.
Abundance compared to ^7Be & $^{10}\text{Be} \Rightarrow$

$$t_{esc} \simeq 3 \cdot 10^7 \text{ yrs} \left(\frac{E}{3 \text{ GeV}} \right)^{-1/2} \ll \text{kpc}/c \sim 3000 \text{ yrs}$$

- Abundance of spallation products Be, B, Li \Rightarrow
 - CRs traverse a column density $\Sigma_g \simeq 5 \text{ g cm}^{-2} (E/3 \text{ GeV})^{-1/2}$
 - CRs interact with gas density $\simeq \Sigma_g / (c t_{esc} m_p) \simeq 0.1 \text{ cm}^{-3}$
 - $\ll n_{avg} \simeq 1 \text{ cm}^{-3}$: inhomogeneous ISM; CR scale-height \gg gas scale-height

Inferences from Confinement Time Measurements

- Injection Spectrum \neq Measured Spectrum

$$\frac{dN}{d \ln E} \underset{\text{measured}}{\simeq} \frac{d\dot{N}}{d \ln E} \underset{\text{injected}}{t_{esc}(E)} \quad \boxed{\frac{d\dot{N}}{d \ln E} \propto E^{-2.2}}$$

roughly equal energy injected per decade in energy: $\frac{d\dot{F}_E}{d \ln E} \sim \text{const}$

- For e^+/e^- synchrotron/IC cooling dominates

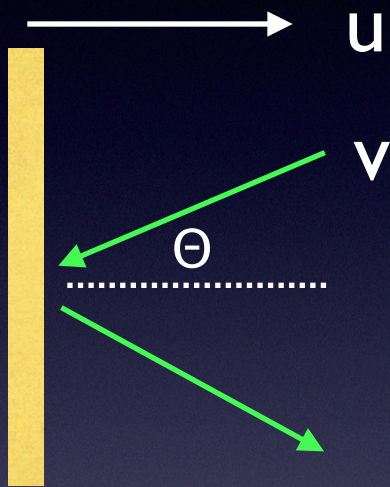
$$t_{\text{synch}} \simeq 3 \times 10^7 \text{ yrs} \left(\frac{B}{6 \mu\text{G}} \right)^{-2} \left(\frac{E}{3 \text{ GeV}} \right)^{-1}$$

$$\frac{dN}{d \ln E} \simeq \frac{d\dot{N}}{d \ln E} t_{\text{synch}}(E) \quad \boxed{\frac{d\dot{N}_e}{d \ln E} \propto E^{-2.1}}$$

Outline

- An Overview of Cosmic Rays in the Galaxy
- The Physical Origin of Cosmic Rays
 - Galactic: Shock Acceleration in Supernovae
- Ultra-High Energy Cosmic Rays: Extragalactic Sources
- The Confinement of Cosmic Rays
- Cosmic Ray (Magneto)Hydrodynamics
- Applications: Galaxies & Clusters
- Open Problems

Fermi Acceleration



$$\frac{\Delta E}{E} = 4 \frac{u}{v} \cos\theta + 4 \frac{u^2}{v^2}$$


(interested in rel. particles with $v \gg u$)

random scatterers:

$$\langle \cos\theta \rangle = 0$$

$$\Delta E/E \sim u^2/v^2$$

(2nd order Fermi accel)



converging flow:

$$\langle \cos\theta \rangle = 1$$

$$\Delta E/E \sim u/v$$

(1st order Fermi accel)

Fermi Acceleration

competition between acceleration (t_{acc}) and escape (t_{esc})

$$\frac{dE}{dt} = \frac{E}{t_{acc}} \quad \frac{\partial N(E)}{\partial t} + \frac{\partial}{\partial E} \left(N(E) \frac{dE}{dt} \right) = - \frac{N(E)}{t_{esc}}$$

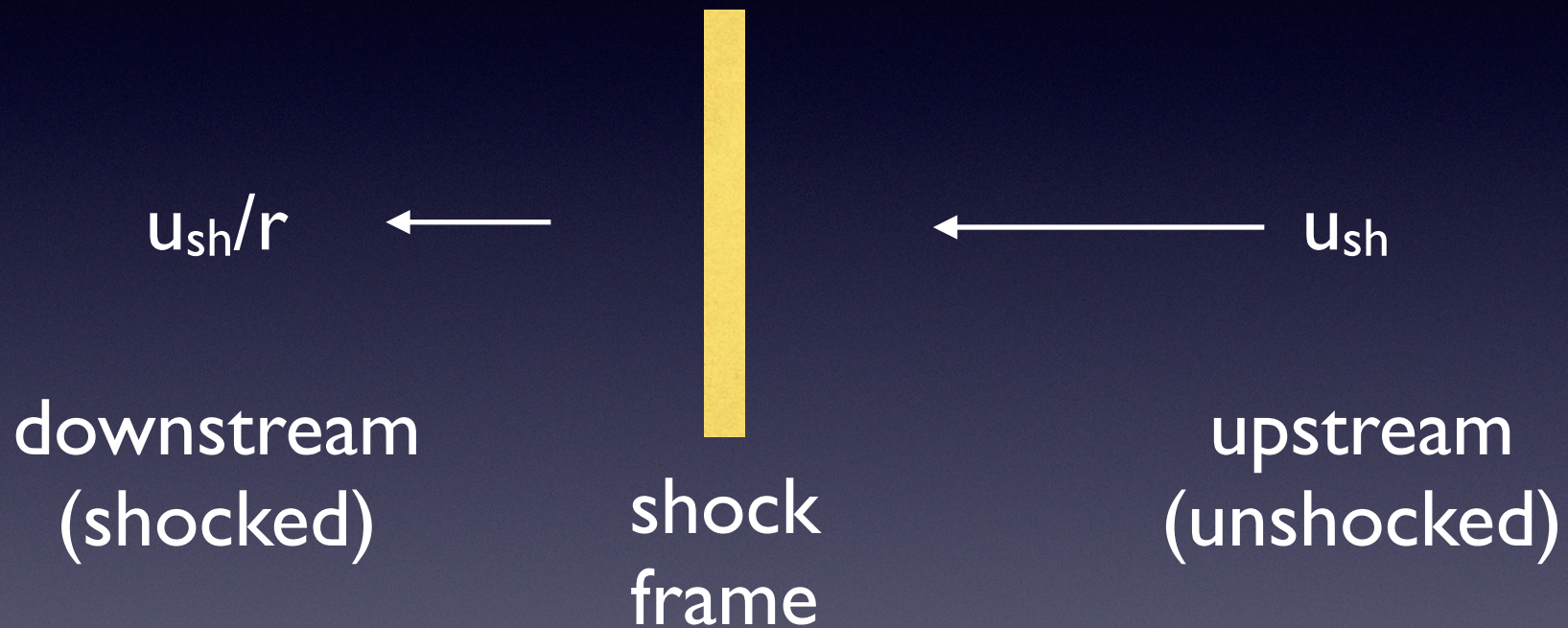
steady state: particles are injected, accelerated, and escape

$$N(E) \sim E^{-\alpha} \quad \alpha = 1 + t_{acc}/t_{esc}$$

- ✓ power-law \times but need $t_{acc}/t_{esc} \sim 1$ to explain CR spectrum??

Shock Acceleration

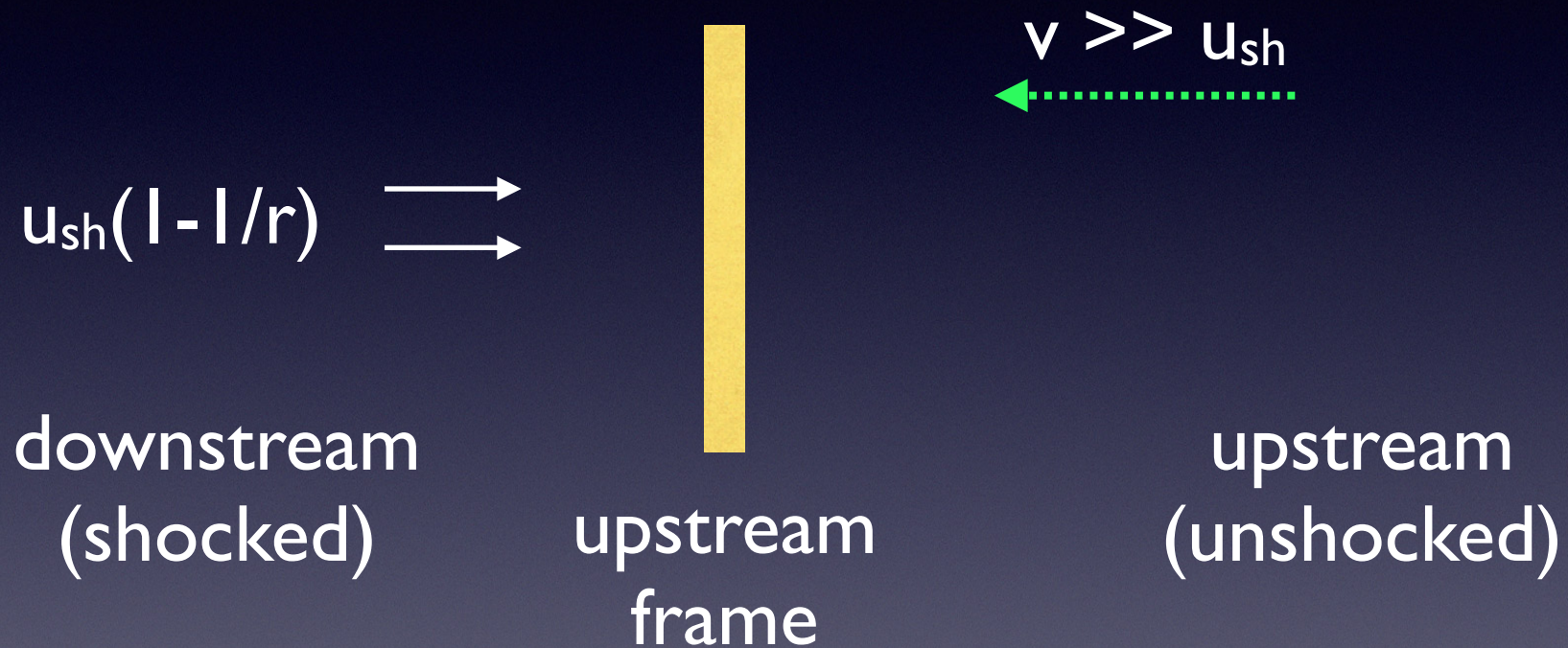
(Bell 1978; Blandford & Ostriker 1978)



$$r = \frac{\rho_{down}}{\rho_{up}} = \frac{v_{up}}{v_{down}} = \frac{\gamma + 1}{\gamma - 1} \xrightarrow{\gamma=5/3} 4$$

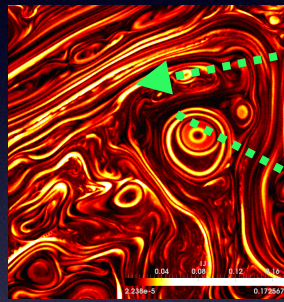
Shock Acceleration

(Bell 1978; Blandford & Ostriker 1978)



Shock Acceleration

(Bell 1978; Blandford & Ostriker 1978)



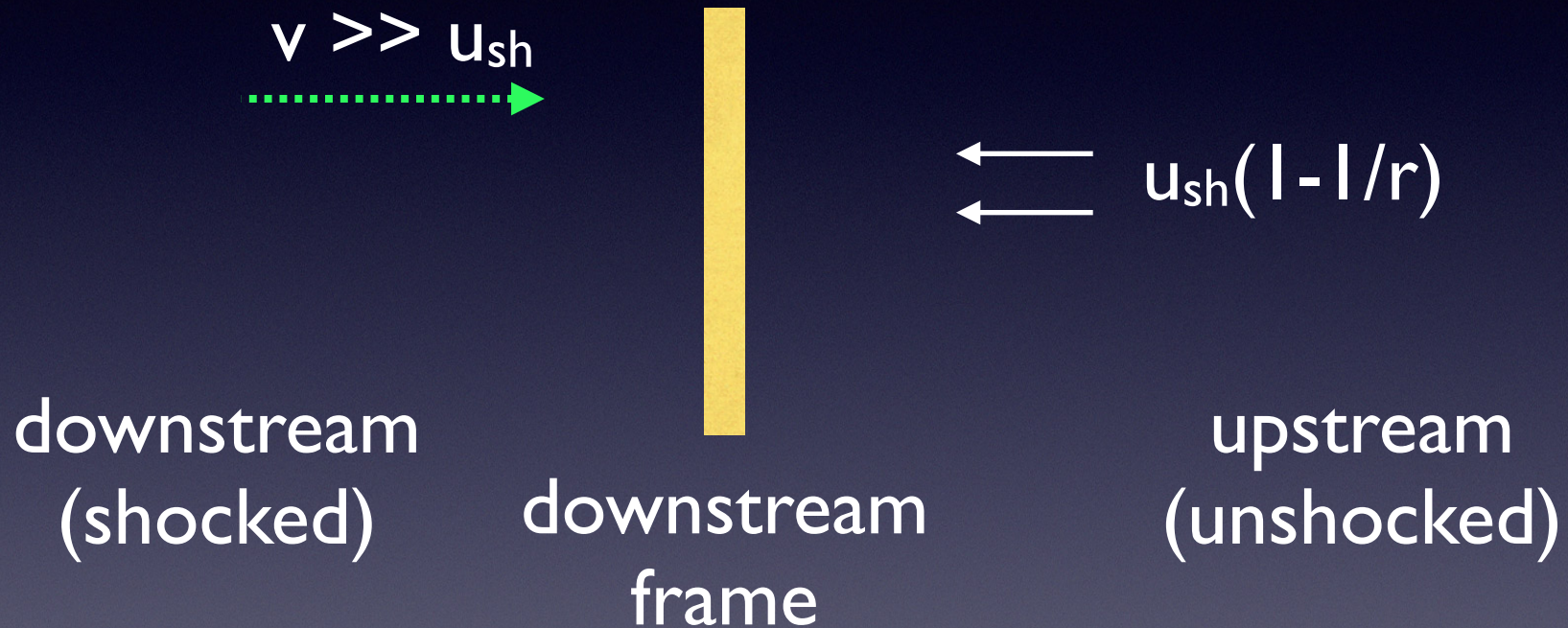
downstream
(shocked)

upstream
frame

upstream
(unshocked)


Shock Acceleration

(Bell 1978; Blandford & Ostriker 1978)



Shock Acceleration

(Bell 1978; Blandford & Ostriker 1978)




First Order Fermi
Acceleration at Shocks

(given sufficient turbulence to scatter particles)

$$\frac{\Delta E}{E} \simeq \frac{u_{sh}}{c} \left(1 - \frac{1}{r} \right)$$

Shock Acceleration

(Bell 1978; Blandford & Ostriker 1978)



$$t_{\text{esc}} \sim L/u_{\text{sh}}$$

$$N(E) \sim E^{-\alpha} \quad \alpha = 1 + t_{\text{acc}}/t_{\text{esc}}$$

$$t_{\text{acc}} \sim t_{\text{scatter}} \frac{E}{\Delta E} \\ \sim (L/c)(c/u_{\text{sh}}) \sim L/u_{\text{sh}}$$

$$\text{shocks} \Rightarrow \alpha = \frac{2+r}{r-1} \rightarrow 2 \text{ for } r = 4$$

Inferences from Confinement Time Measurements

- Injection Spectrum \neq Measured Spectrum

$$\frac{dN}{d \ln E} \underset{\text{measured}}{\simeq} \frac{d\dot{N}}{d \ln E} \underset{\text{injected}}{t_{esc}(E)} \quad \boxed{\frac{d\dot{N}}{d \ln E} \propto E^{-2.2}}$$

roughly equal energy injected per decade in energy: $\frac{d\dot{F}_E}{d \ln E} \sim \text{const}$

- For e^+/e^- synchrotron/IC cooling dominates

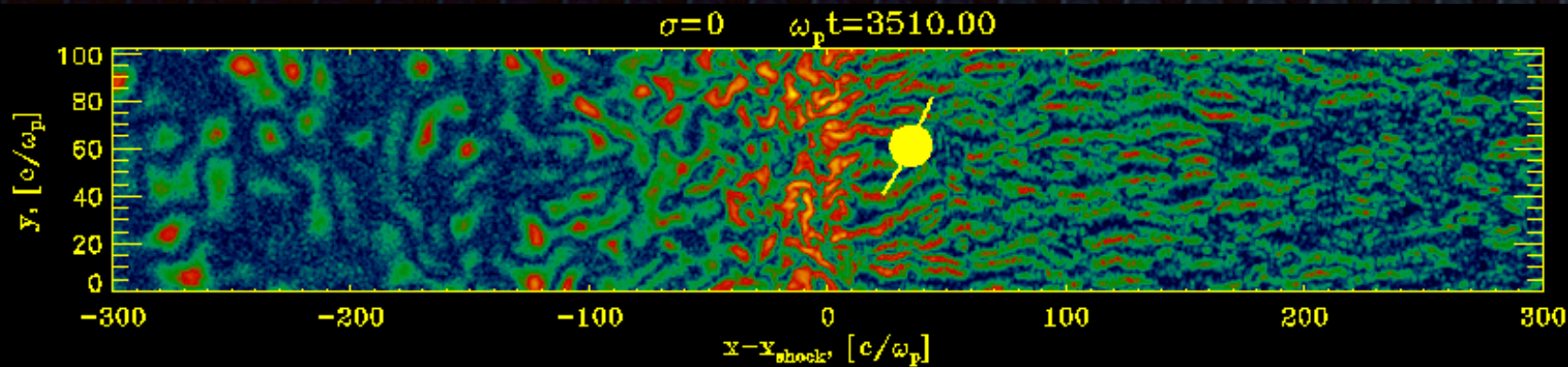
$$t_{\text{synch}} \simeq 3 \times 10^7 \text{ yrs} \left(\frac{B}{6 \mu\text{G}} \right)^{-2} \left(\frac{E}{3 \text{ GeV}} \right)^{-1}$$

$$\frac{dN_e}{dE} \simeq \frac{d\dot{N}_e}{dE} t_{\text{synch}}(E) \quad \boxed{\frac{d\dot{N}_e}{d \ln E} \propto E^{-2.1}}$$

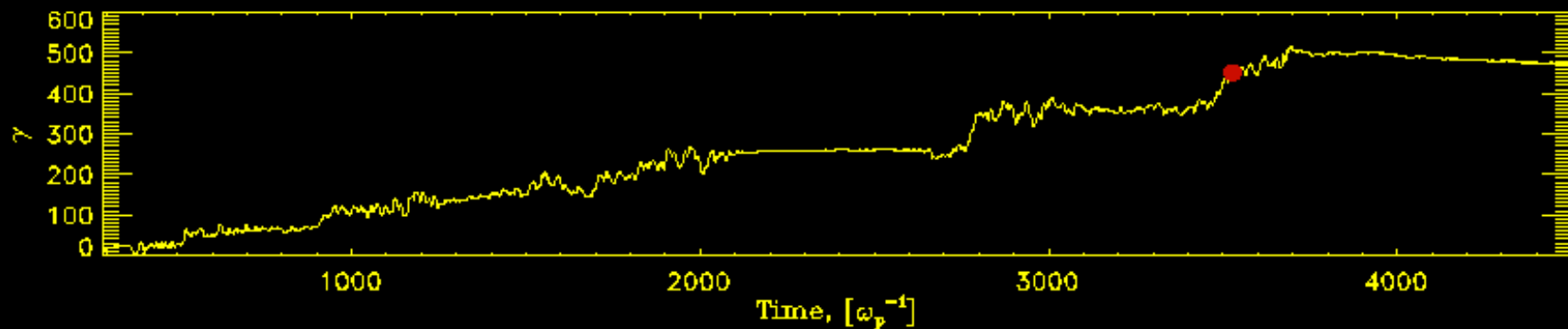
Shock Acceleration in Particle-in-Cell Plasma Simulations

Self-generated magnetic turbulence scatters particles across the shock; each crossing results in energy gain -- Fermi process

Magnetic filaments



Particle energy



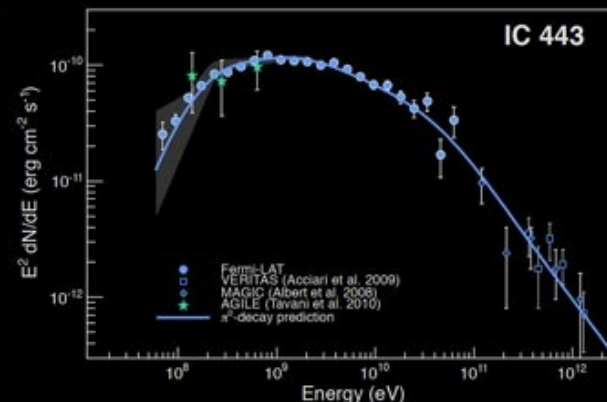
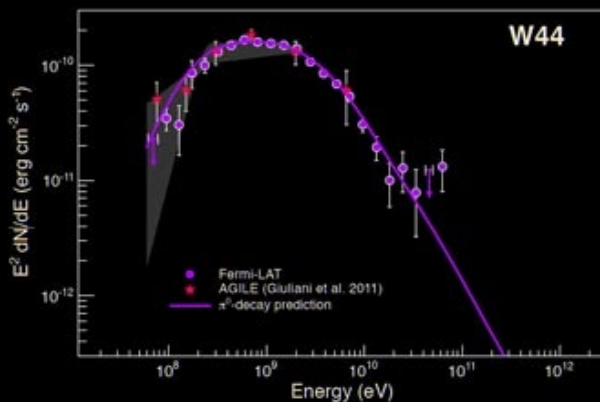
Slide Courtesy of Anatoly Spitkovsky

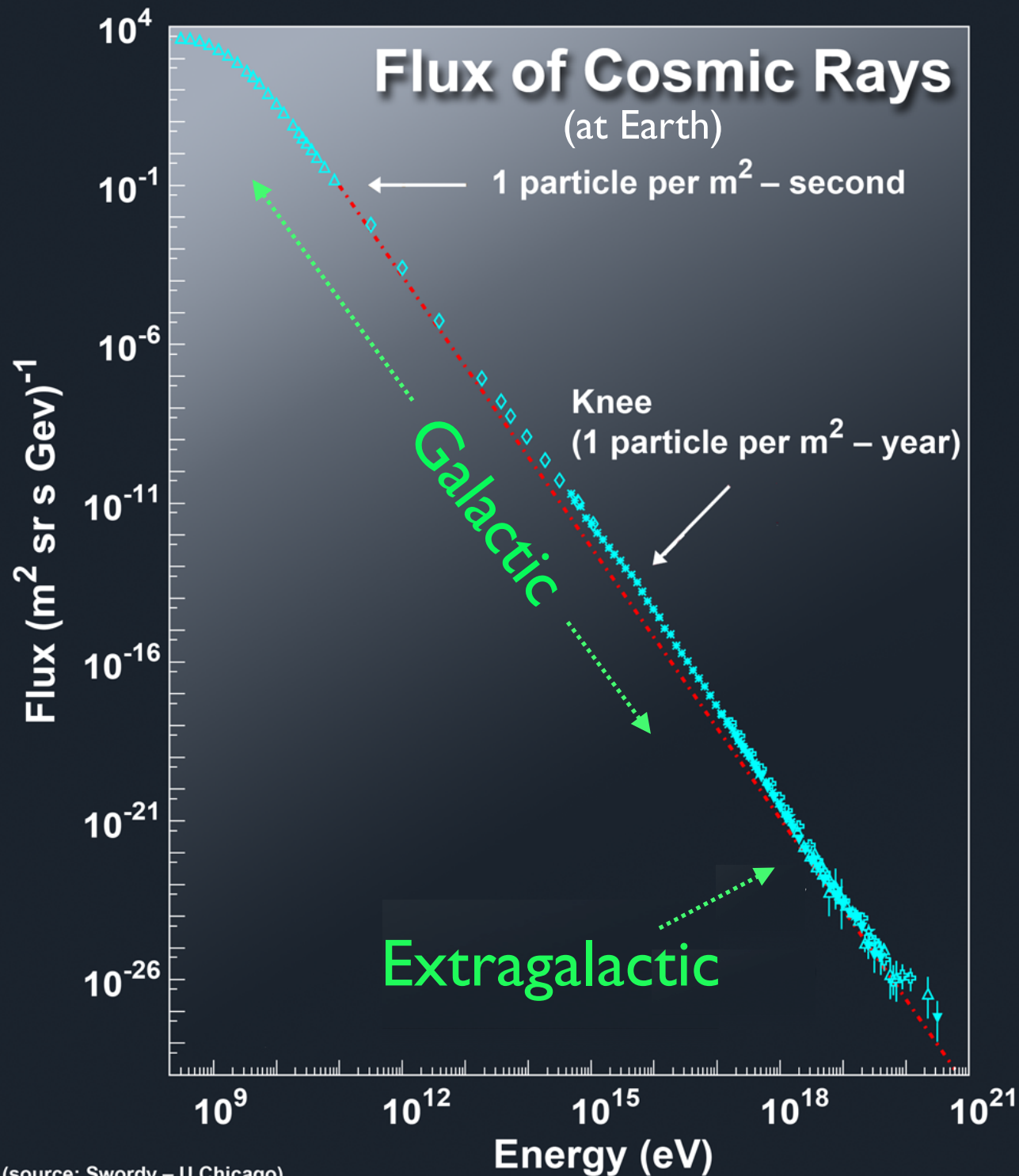
Galactic Cosmic Rays From Supernova Shocks

- $\epsilon_{CR} \sim 2 \cdot 10^{-12} \text{ erg cm}^{-3}$ $t_{esc} \sim 3 \cdot 10^7 \text{ yr}$ $V_{CR} \sim \pi(10 \text{ kpc})^2(2\text{kpc})$

$$\dot{E}_{CR} \simeq 10^{41} \text{ erg s}^{-1} \simeq 0.1 \dot{E}_{SN} \left(\frac{\dot{M}_*}{3 M_{\odot} \text{ yr}^{-1}} \right)$$

Supernova W44 & IC 443 Neutral Pion Decay Spectral Fit





Larmor Radius

$$r_L = E/ZeB$$

$$r_L \simeq 1 \text{ pc} \frac{E/(10^{15} \text{ eV})}{Z(B/100 \mu\text{G})}$$

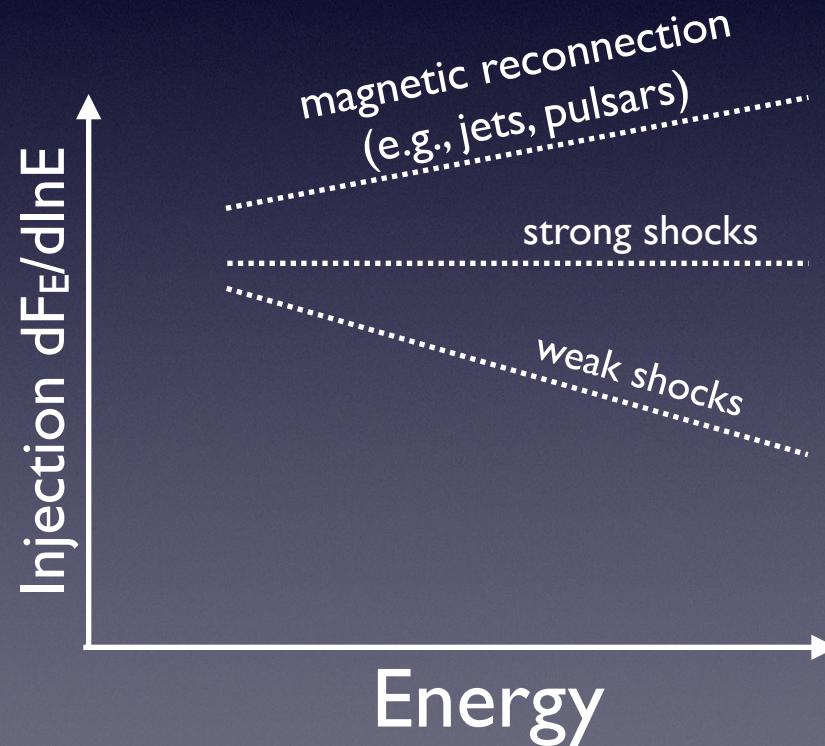
SN shocks cannot
accelerate particles
with $r_L \gtrsim$ size of
remnant \sim few pc



$$E_{CR} \lesssim 10^{15} Z \text{ eV}$$

The Range of Injection Energy Spectra

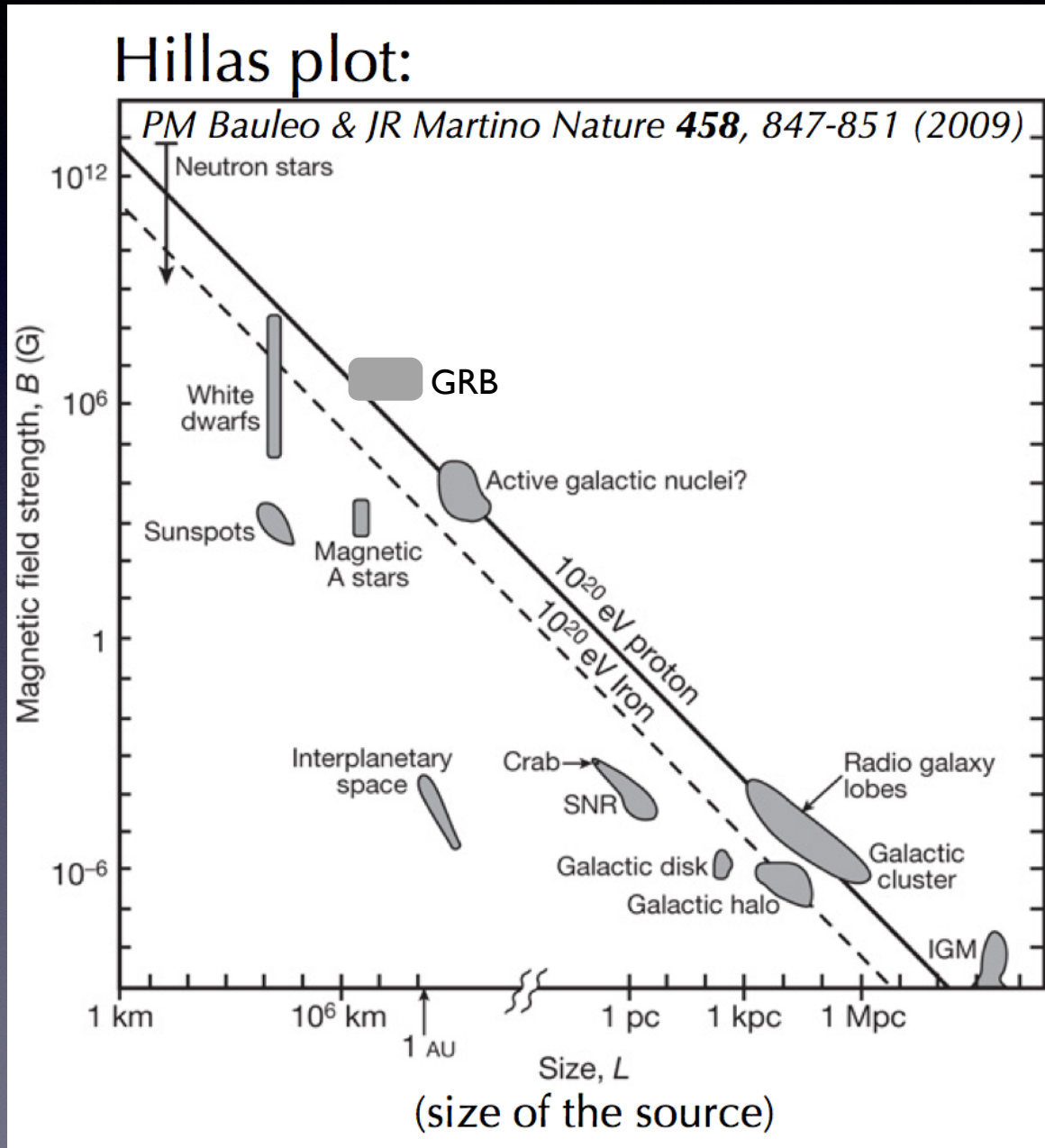
- strong shocks give $dF_E/d\ln E \sim \text{const}$ but can get a wider range of spectral slopes from other mechanisms



Outline

- An Overview of Cosmic Rays in the Galaxy
- The Physical Origin of Cosmic Rays
 - Galactic: Shock Acceleration in Supernovae
- Ultra-High Energy Cosmic Rays: Extragalactic Sources
- The Confinement of Cosmic Rays
- Cosmic Ray (Magneto)Hydrodynamics
- Applications: Galaxies & Clusters
- Open Problems

What Sources Satisfy $r_L < \text{System Size}$ at $\sim 10^{20}$ eV?



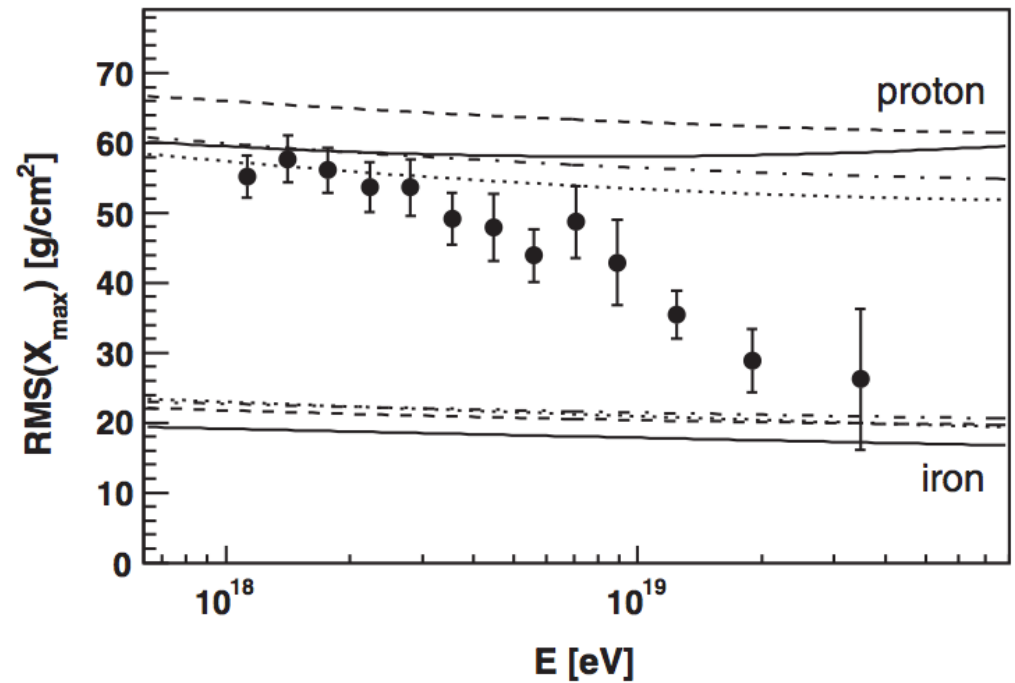
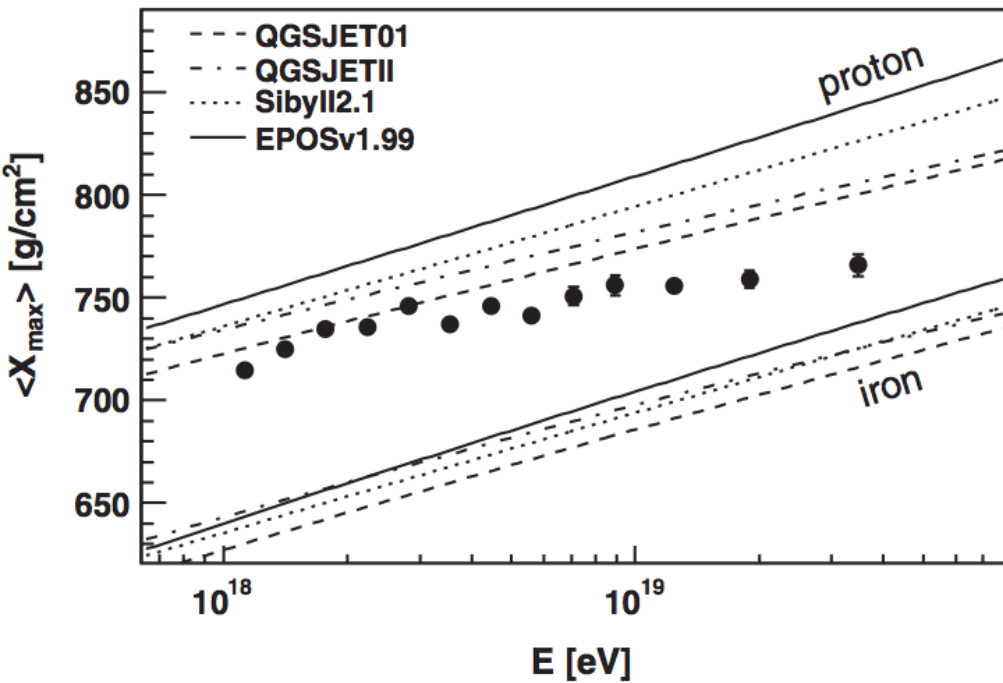
Plausible Sources

AGN (Jets, Lobes)
Cluster Virial Shocks
Gamma-ray Bursts

Above $\sim 10^{19.5}$ eV sources must be $\lesssim 50$ Mpc due to
 $\text{CMB} + \text{CR} \rightarrow \pi + \text{CR}$
(GZK cutoff)

But anisotropy in UHECR arrival directions with Auger is weak

Composition of UHECRs

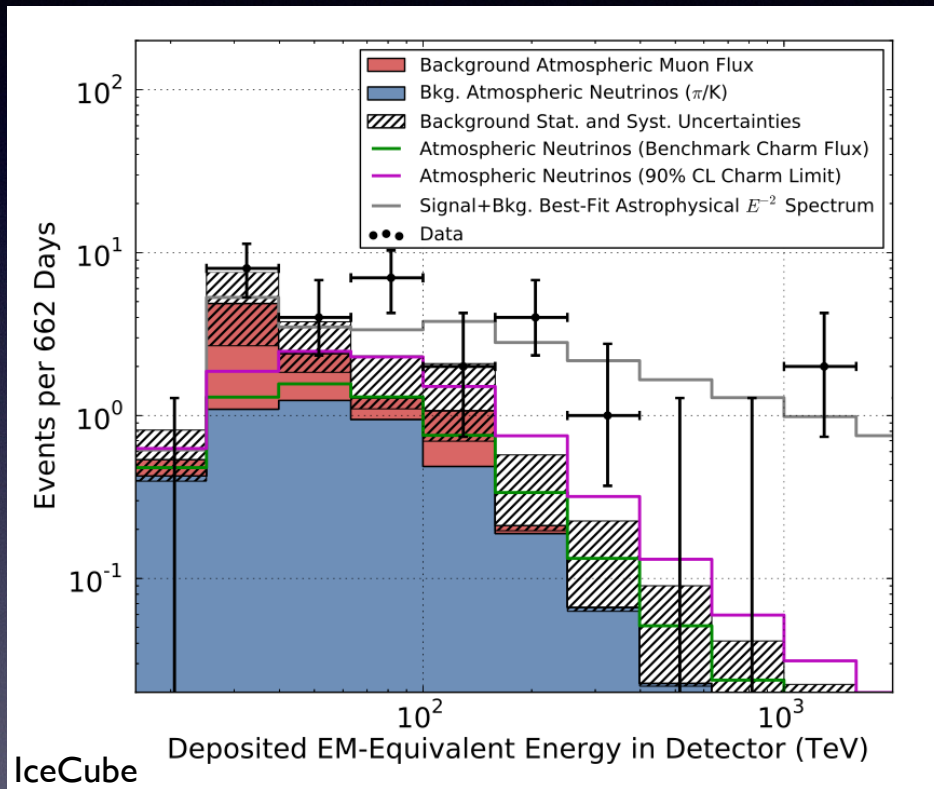


Auger Collaboration

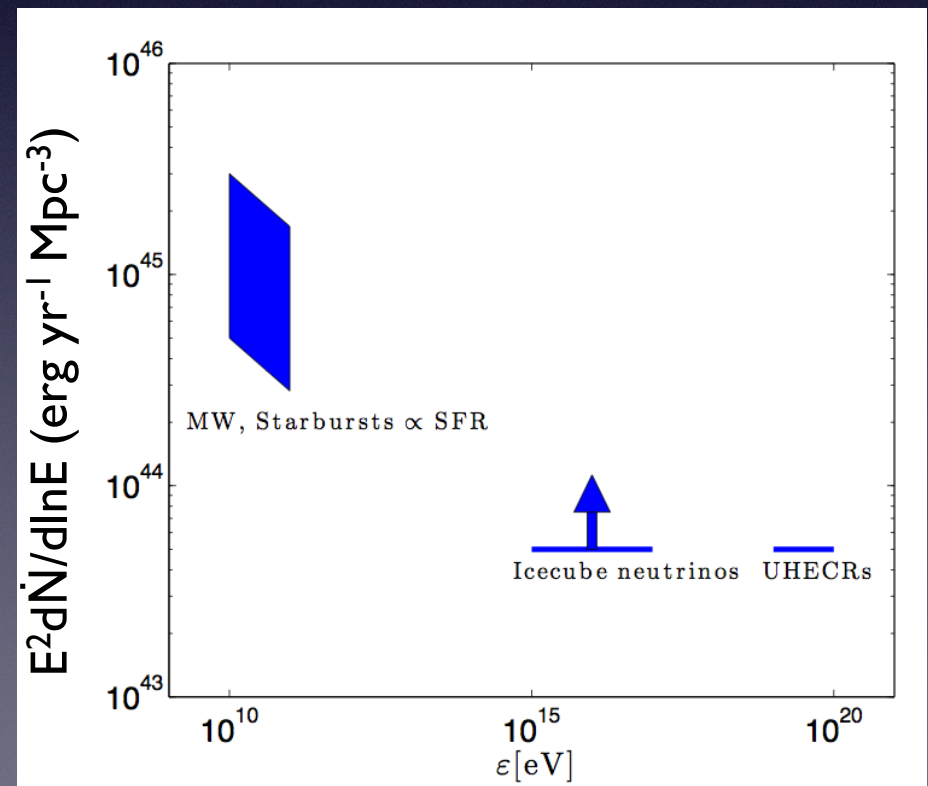
Composition Dependent Properties of Air Showers From Pierre Auger Observatory Suggest Heavy Nuclei at $\geq 10^{19}$ eV

Connection to High Energy Neutrinos From Ice Cube

Sources of high energy CR
 expected to produce ν s via p-p
 and/or photo-meson interaction



$\sim 28 \sim \text{PeV} (10^{15} \text{ eV}) \nu$ s



Outline

- An Overview of Cosmic Rays in the Galaxy
- The Physical Origin of Cosmic Rays
 - Galactic: Shock Acceleration in Supernovae
- Ultra-High Energy Cosmic Rays: Extragalactic Sources
- **The Confinement of Cosmic Rays**
- Cosmic Ray (Magneto)Hydrodynamics
- Applications: Galaxies & Clusters
- Open Problems

Confinement Time

(Milky Way CRs Near the Sun)

- ^{10}Be : CR with 1/2 life of $1.6 \cdot 10^6$ yrs.
Abundance compared to ^7Be & $^{10}\text{Be} \Rightarrow$

$$t_{esc} \simeq 3 \cdot 10^7 \text{ yrs} \left(\frac{E}{3 \text{ GeV}} \right)^{-1/2} \ll \text{kpc}/c \sim 3000 \text{ yrs}$$

- *If* diffusion: $t_{esc} \sim \frac{R^2}{lc} \Rightarrow$

$$\text{mfp } l \sim 0.1 \text{ pc} \left(\frac{E}{3 \text{ GeV}} \right)^{1/2}$$

Why it is Critical to Understand t_{esc}

steady state energy density $\sim \dot{E} t_{\text{esc}}$

- We don't understand the right **function** to use for t_{esc} in diff environments (high z galaxies, clusters)
 - t_{esc} plausibly depends on E_{CR} , B , n , δv , ionization state, ...
- We don't understand whether 'escape' should be modeled as diffusion or advection or ...
- Less severe for e- bec. radiative losses often rapid and $\epsilon_e \sim \dot{E} t_{\text{cool}}$ (but protons dominate CR energy!)

Physics of CR Confinement

- GeV Coulomb mfp $\sim 10^3 n^{-1} D_{\text{Horizon}} \rightarrow$
Interaction w/ EM Fields Governs CR Motion
- Charged Particle Motion in a Varying B-Field
- Scattering by Cyclotron-Frequency Waves
- Scattering by MHD Turbulence
- Self-Confinement — CRs ‘trying’ to stream at the speed of light generate instabilities that limit CR streaming to \sim Alfvén speed

Charged Particle Motion in a Slowly Varying Magnetic Field

Particle Orbit

$$r_L = c/\Omega$$

$$\Omega = ZeB/\gamma mc$$



B

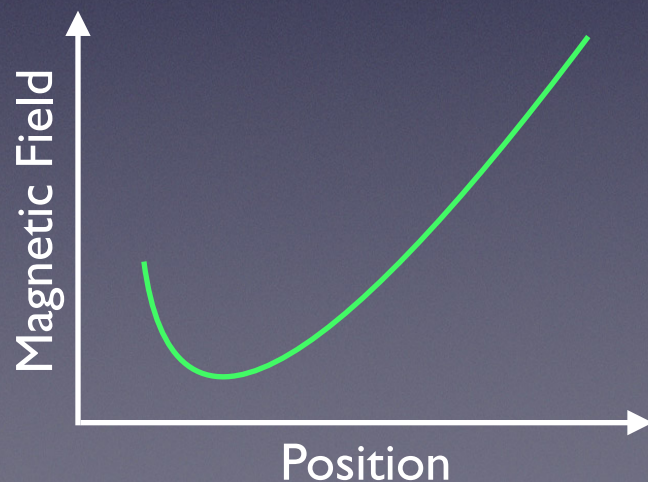
p_{\perp}

..... p_{\parallel}

If $d\ln B/dt \ll \Omega$ & $d\ln B/dx \ll r_L$

$$\frac{p_{\perp}^2}{B} = \text{constant}$$

adiabatic invariant



as $B \uparrow p_{\perp} \uparrow \Rightarrow p_{\parallel} \downarrow$

at some pt, $p_{\parallel} \rightarrow 0$
particle is trapped
'magnetic mirror'

Scattering by High Frequency MHD Waves

- High frequency $\sim \Omega$ (cyclotron freq) fluctuations in B can scatter particles, converting $p_{\perp} \Leftrightarrow p_{\parallel}$, much like standard collisions. This sets CR mfp.



$B_0 \hat{z}$ δB $\delta B \sim \delta B \exp[ik_z z - i\omega t]$

if $\omega - k_z v_z = \Omega$ particle is in resonance and sees constant wave amplitude

for rel particles, resonance if $\lambda_{\parallel} \sim 1/k_z \sim r_L$

Scattering by High Frequency MHD Waves

- High frequency $\sim \Omega$ (cyclotron freq) fluctuations in B can scatter particles, converting $p_{\perp} \Leftrightarrow p_{\parallel}$, much like standard collisions. This sets CR mfp.

rate of $p_{\perp} \Leftrightarrow p_{\parallel}$
scattering for
randomly phased
resonant waves $\equiv \nu_s \sim \Omega \left(\frac{\delta B}{B_0} \right)^2$ CR mfp $\ell = c/\nu_s$

if diffusion, the
inferred CR mfp
 $\ell \sim 0.1$ pc at \sim GeV

requires $\delta B/B_0 \sim 10^{-3}$
at $\lambda_{\parallel} \sim r_L \sim 10^{12}$ cm

Scattering by MHD Turbulence

- Magnetized Turbulence is Ubiquitous in the ISM with $\delta B/B_0 \sim 1$ at the outer (driving) scale L_{out}
- Let's very naively say $\delta B_0 \sim k^{-1/3}$ as in hydrodynamic turbulence (Kolmogorov)
- $L_{\text{out}} \sim 100 \text{ pc} \rightarrow \delta B/B_0 \sim 10^{-3}$ at $\lambda \sim 10^{12} \text{ cm}$, comparable to what we inferred is needed
- But reality is more complicated ...

Scattering by MHD Turbulence

- MHD Turbulence can be Roughly Decomposed into the 3 MHD Waves: slow, fast, Alfvén
- Alfvén, slow turbulence anisotropic wrt B-field



‘eddies’ elongated along mean B-field: $\lambda_{\perp} \ll \lambda_{\parallel}$
when $\lambda_{\parallel} \sim r_L$ of CR, $\lambda_{\perp} \ll r_L$;
strongly suppresses CR scattering
bec of averaging over many eddies
→ Alfvén/slow modes are an
inefficient source of scattering

Scattering by MHD Turbulence

- MHD Turbulence can be Roughly Decomposed into the 3 MHD Waves: slow, fast, Alfvén
- fast mode (\sim sound wave w/ B-field compressions) turbulence isotropic wrt B-field

$$\delta B \sim k^{-1/4} \quad \text{waves with } \lambda \sim r_L \rightarrow$$
$$\text{CR mfp} \sim c L_{\text{out}}^{1/2} \Omega^{1/2}$$
$$\sim E^{1/2} \text{ as observed}$$

(e.g., Yan & Lazarian 2004)

fast modes are strongly damped but nonetheless may be the dominant source of CR scattering by ambient turbulence

Physics of CR Confinement

- GeV Coulomb mfp $\sim 10^3 n^{-1} D_{\text{Horizon}} \rightarrow$
Interaction w/ EM Fields Governs CR Motion
- Charged Particle Motion in a Varying B-Field
- Scattering by Cyclotron-Frequency Waves
- Scattering by MHD Turbulence
- Self-Confinement (Peng) — CRs 'trying' to stream at the speed of light generate instabilities that limit CR streaming to \sim Alfvén speed

Outline

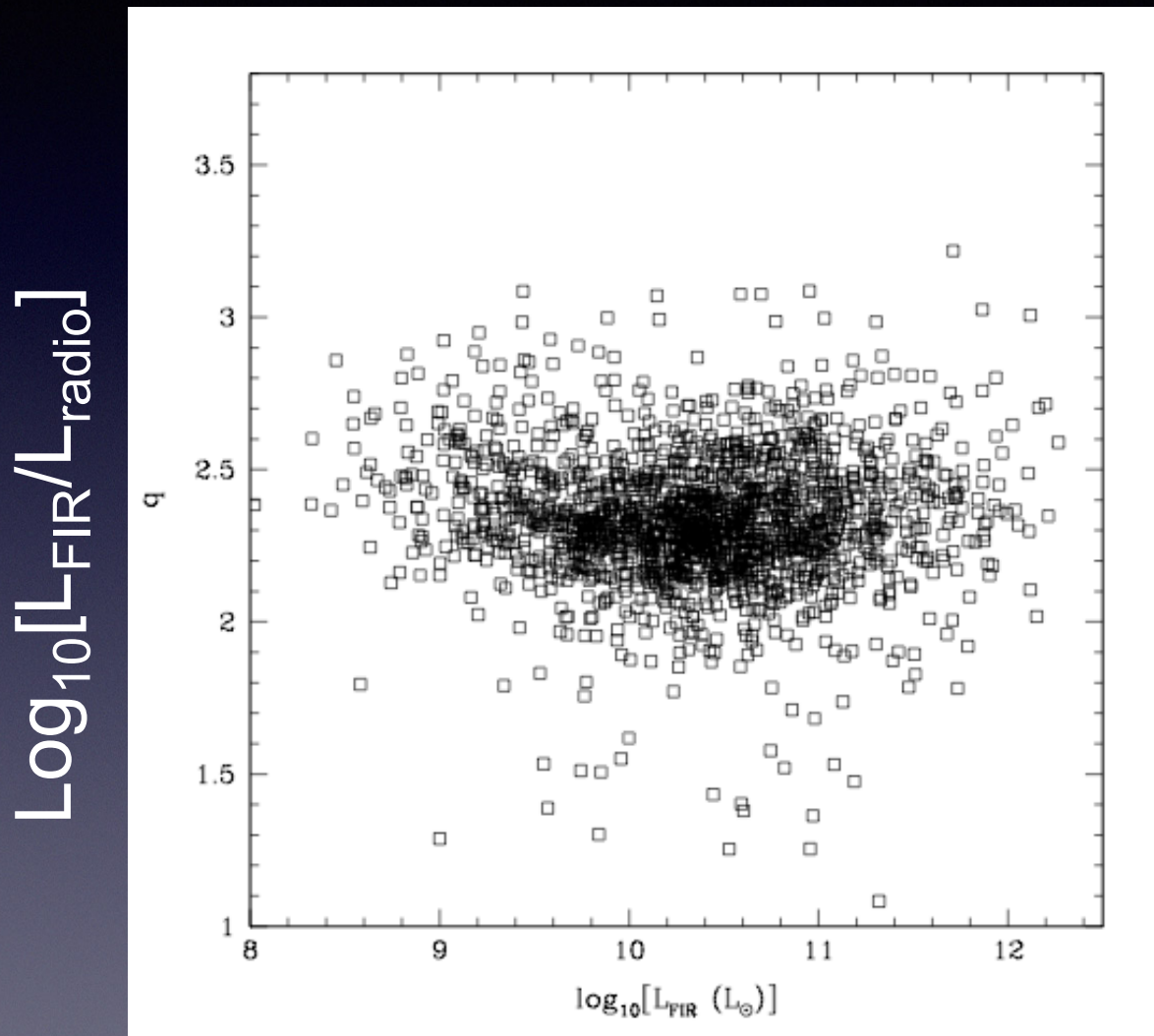
- An Overview of Cosmic Rays in the Galaxy
- The Physical Origin of Cosmic Rays
 - Galactic: Shock Acceleration in Supernovae
- Ultra-High Energy Cosmic Rays: Extragalactic Sources
- The Confinement of Cosmic Rays
- Cosmic Ray (Magneto)Hydrodynamics
- Applications: Galaxies & Clusters
- Open Problems

What do we know about Magnetic Fields and CRs in Galaxies from their Non-thermal Emission?

(based on Thompson+ 2006, 2007; Lacki+ 2010, 2011)

- Constraints primarily for star-forming galaxies in which core-collapse supernova rate is large (\gg Ia rate)
- Synchrotron (radio) emission from star-forming galaxies
 - Implications for B-fields in star-forming galaxies
 - The Far-infrared-radio (FIR) correlation of star-forming galaxies
- Gamma-ray emission from starbursts
 - Suggests CR pressure is sub-dominant in prototypical starbursts M82, NGC 253

The FIR-Radio Correlation



Yun et al. 2001

$\log_{10}[L_{\text{FIR}}]$

$$\nu L_{\nu} \approx 2 \times 10^{-6} L_{\text{FIR}}$$

(at ~ few GHz, where the radio emission is nonthermal)

UV → **FIR** (dust)

Massive Stars

supernovae

cosmic rays

+ B-fields

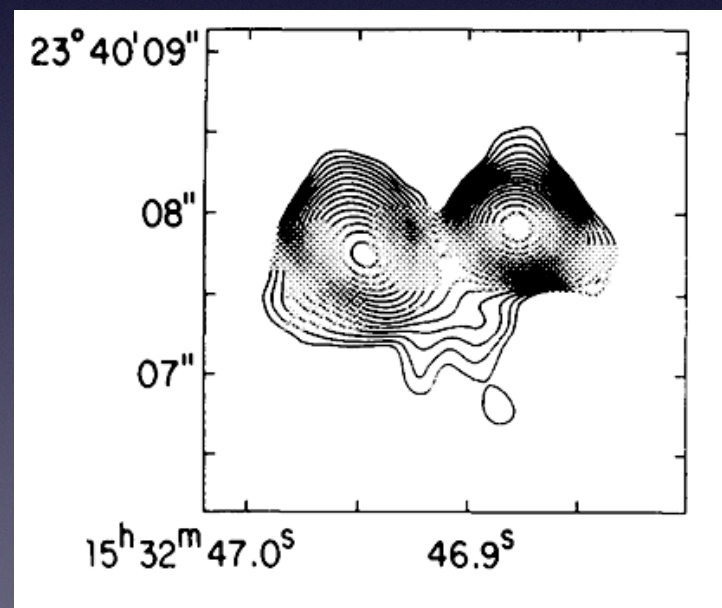
Radio (synchrotron)

Estimating B-Field Strengths in Other Galaxies

- Very few Zeeman detections in other galaxies
- Use observed radio emission (synchrotron) to estimate B
- Two Observables: L_{rad} & R
(+ radio spectrum)

– e.g., Arp 220 ($L_{\text{FIR}} \sim 10^{12} L_{\odot}$):

$L_{\text{rad}} \sim 10^{40}$ ergs/s & $R \sim 100$ pc



The Minimum Energy Estimate

$$\mathbf{P} \propto \gamma^2 \mathbf{B}^2 \quad t_{\text{syn}} \sim 10^9 \mathbf{B}_{\mu\text{G}}^{-3/2} \nu_{\text{GHz}}^{-1/2} \text{ yr} \quad \gamma \sim 10^4 \nu_{\text{GHz}}^{1/2} \mathbf{B}_{\mu\text{G}}^{-1/2}$$

$$\nu L_\nu \sim \frac{\epsilon_e V}{t_{\text{syn}}} \propto \epsilon_e V B^{3/2}$$

assume $\epsilon_{\text{tot}} = \delta \epsilon_e \sim \frac{B^2}{8\pi}$ ($\delta \equiv$ p/e CR energy $\sim 10 - 100$)

$$\rightarrow \nu L_\nu \propto \delta^{-1} B^{7/2} V \quad \rightarrow \mathbf{B} \equiv \mathbf{B}_{\text{min}} \propto \delta^{2/7} \left(\frac{\mathbf{L}_\nu}{\mathbf{V}} \right)^{2/7}$$

(minimum energy bec. $\epsilon_{\text{tot}} + B^2/8\pi$ minimized by $\epsilon_{\text{tot}} \sim B^2/8\pi$)

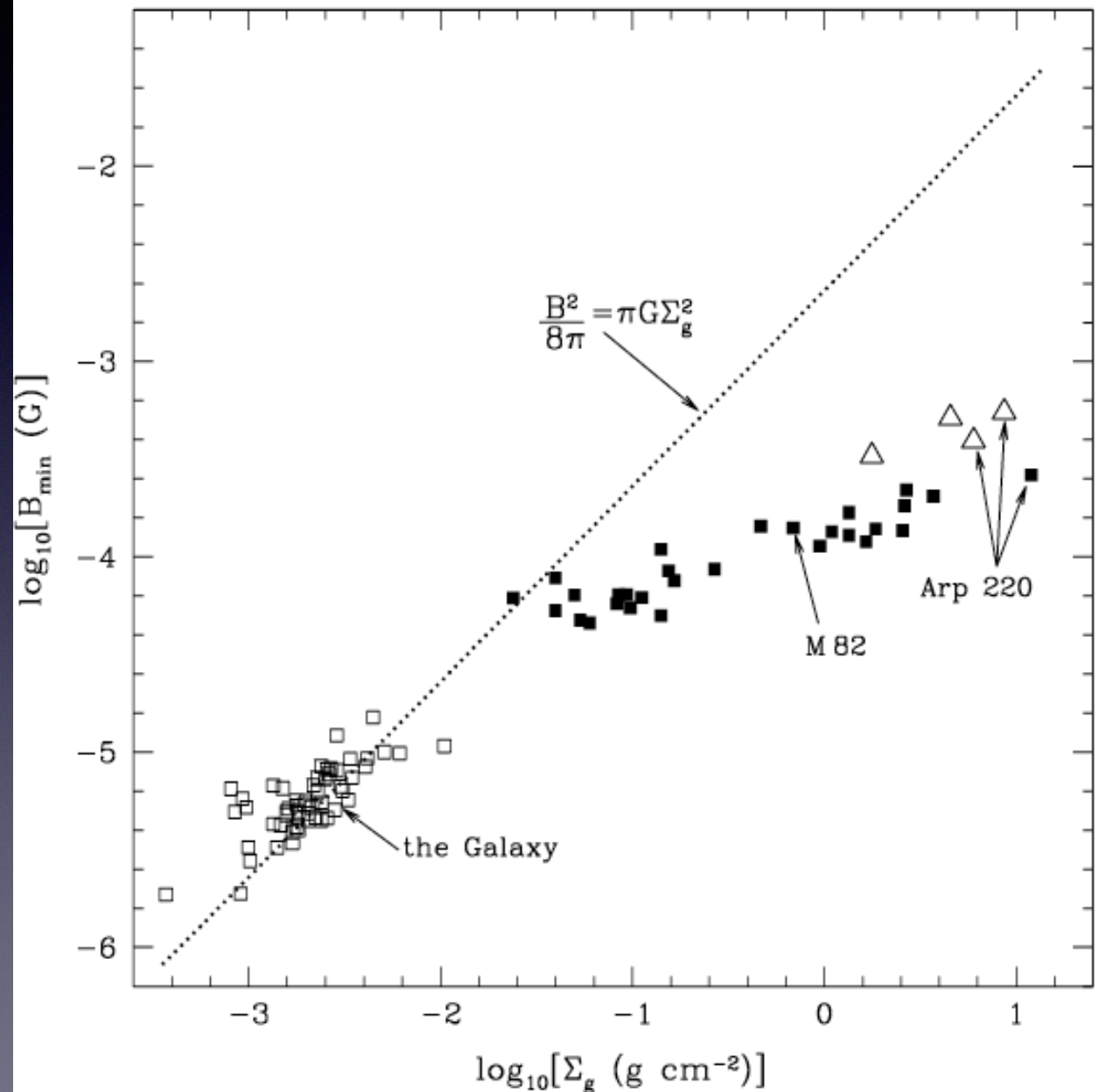
Milky Way: $\mathbf{B}_{\text{min}} \sim 5 \mu\text{G}$, consistent with Faraday Rot.

$\epsilon_{\text{tot}} \sim B^2/8\pi$ confirmed by γ -ray observations (pion decay from p-p interactions)

The Minimum Energy Magnetic Field From Local Spirals to Luminous Starbursts

if B_{\min} is correct,
B-fields are dynamically
weak compared to
gravity in starbursts

(and thus likely
unimpt. in regulating
star formation,
transporting angular
momentum, ...)



The Failure of the Min. Energy Estimate

- $\epsilon_e \ll B^2/8\pi$ if $t_{\text{cool}} \ll t_{\text{esc}}$
 - time for rel. e^- to radiate away its energy (synch & IC)
 - time for rel e^- to escape the galactic disk

- if $t_{\text{cool}} \ll t_{\text{esc}}$, $B \gg B_{\text{min}}$

– $L_{\text{radio}} \sim \epsilon_e B^{3/2}$: $\epsilon_e \downarrow \Rightarrow B \uparrow$

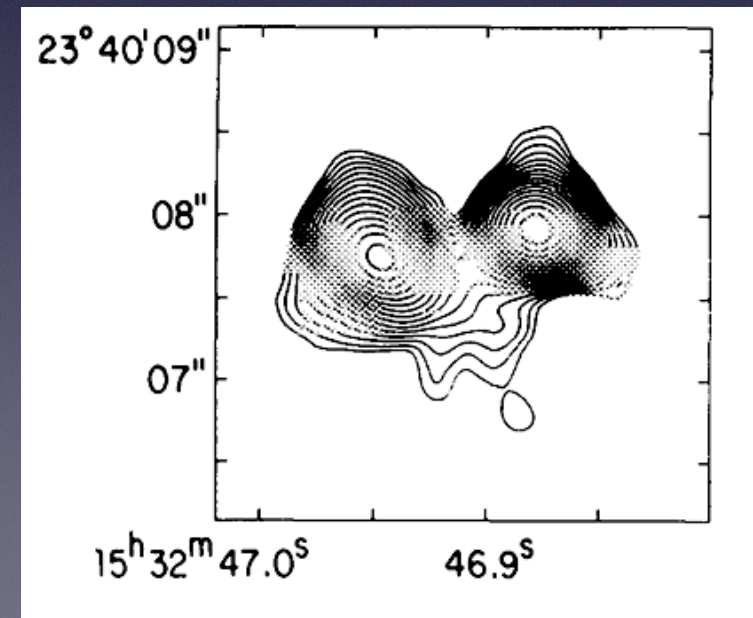
- MW: $t_{\text{syn}} \sim t_{\text{IC}} \sim t_{\text{esc}} \sim 10^{7.5}$ yr

- Arp 220: $t_{\text{syn}} \sim ?$ ($B \sim ?$)

$t_{\text{IC}} \sim 5000$ yr

$t_{\text{esc}} \sim ?$; $t_{\text{esc}} > R/v_w \sim 3 \cdot 10^5$ yr

$t_{\text{IC}} \ll t_{\text{esc}}$



Implications of $t_{\text{syn}} < t_{\text{esc}}$

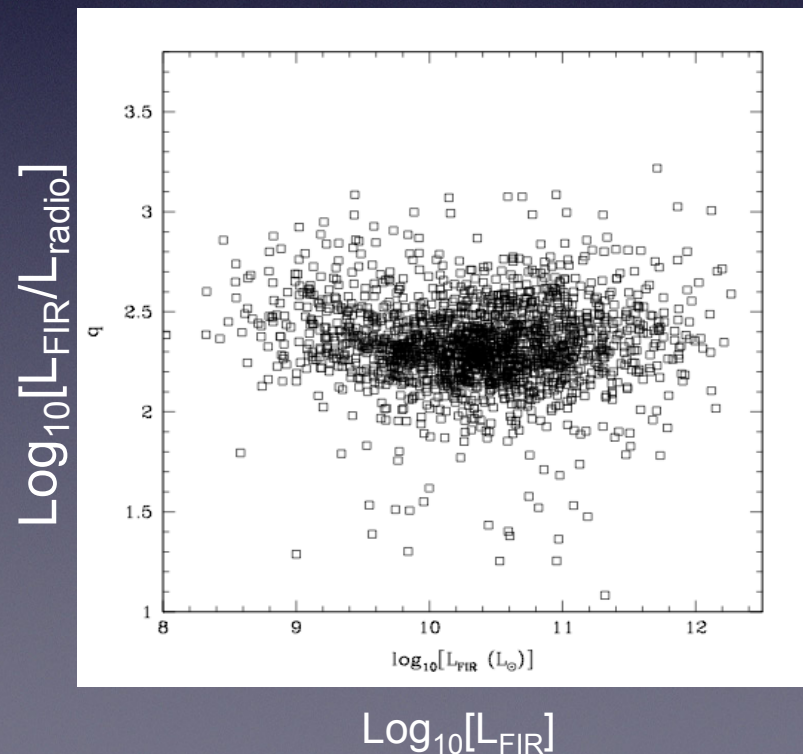
- $t_{\text{syn}} < t_{\text{esc}}$: e's radiate all the energy supplied by SN shocks

$$\nu L_{\nu} \sim \dot{E}_e \propto \text{SN Rate} \propto L_{\text{FIR}}$$

normalization of FIR-Radio $\rightarrow \cong 1\%$ of SN energy supplied to CR e's

- Clean explanation for **linear** FIR-Radio Correlation

- “calorimeter theory” (Volk 1989; Thompson+2006)
- $t_{\text{esc}} < t_{\text{syn}}$ requires tremendous fine tuning and even more energy \rightarrow e- in SN shocks



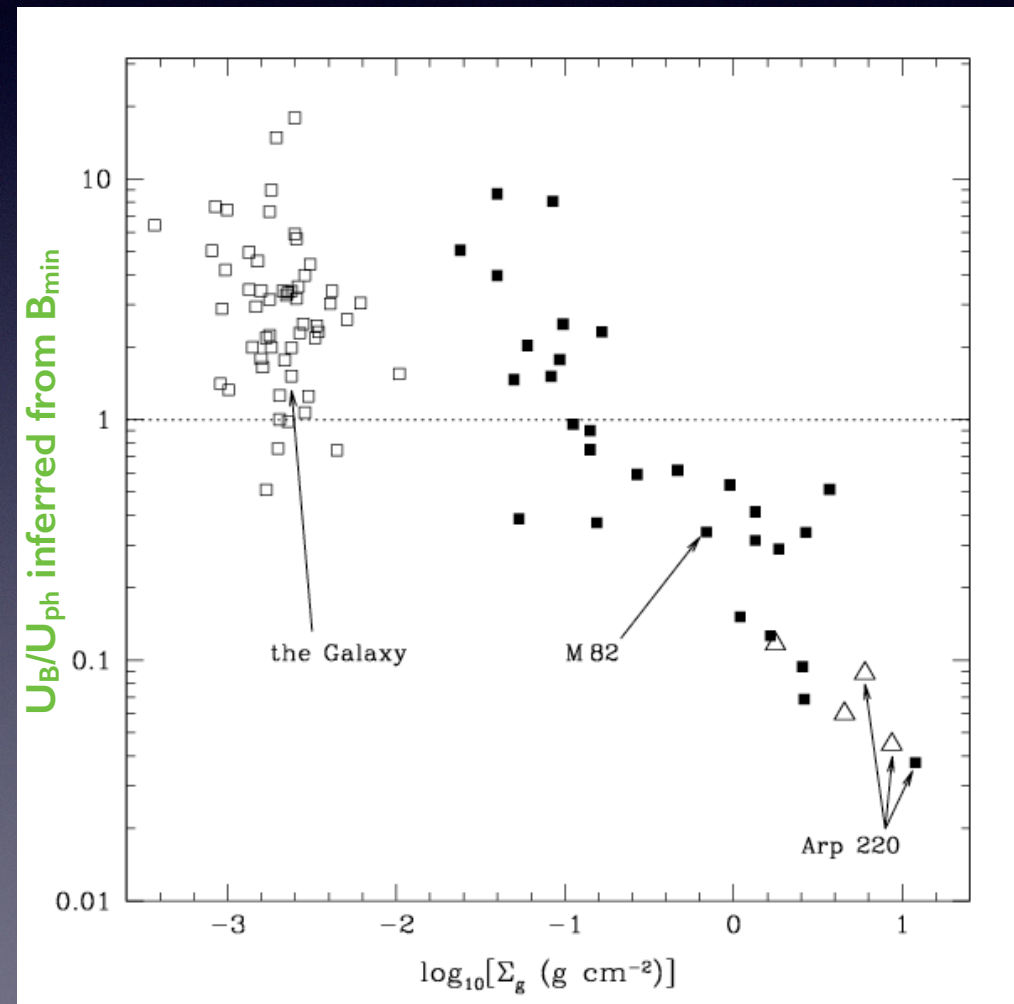
Synchrotron vs. IC cooling

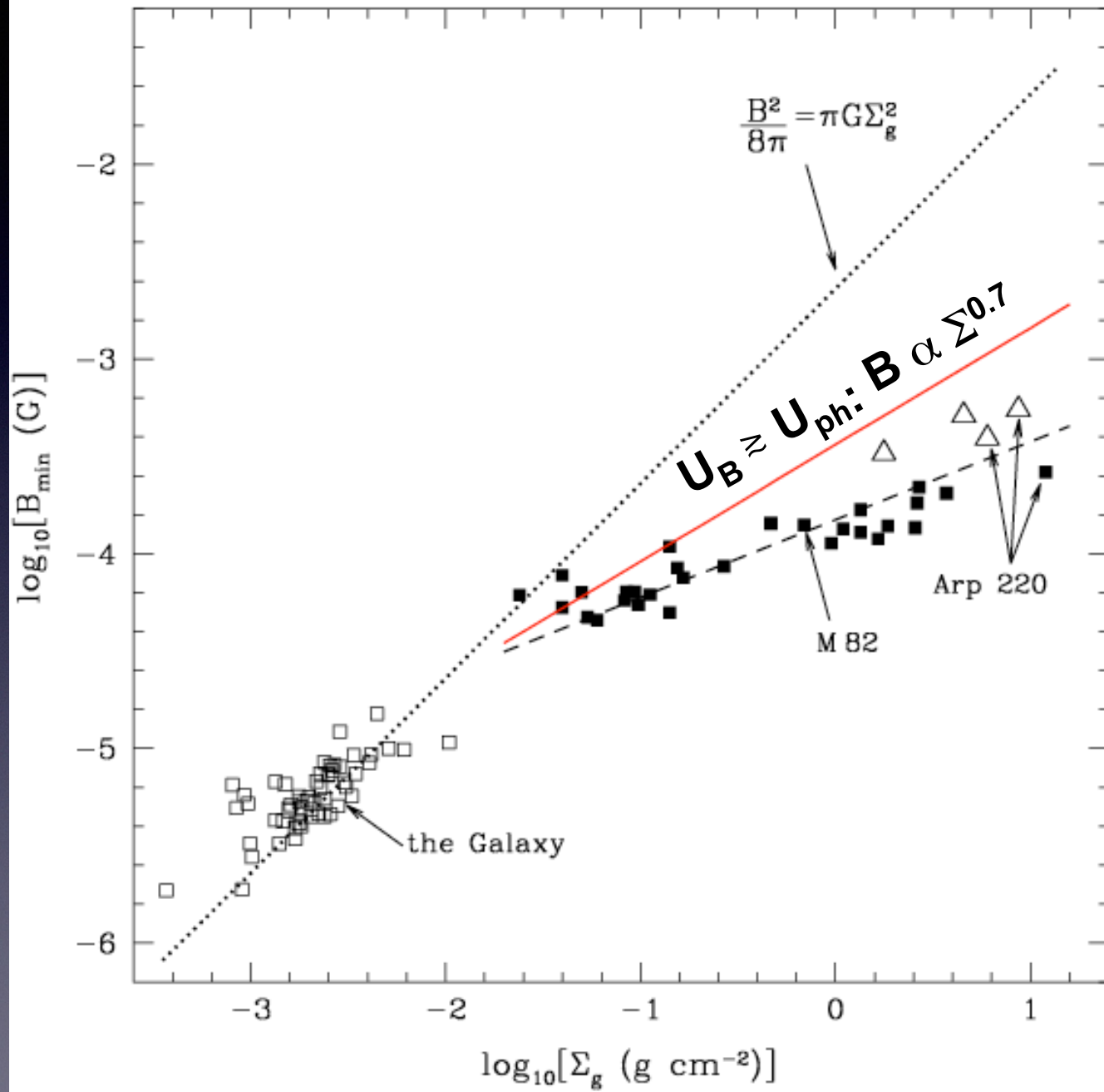
- Conditions in Starbursts & FIR-Radio favor $t_{\text{cool}} < t_{\text{esc}}$

- B_{min} is an underestimate

- FIR-Radio also Requires

$$t_{\text{syn}} < t_{\text{IC}}, \text{ i.e., } U_B > U_{\text{ph}}$$






What do we know about Magnetic Fields and CRs in Galaxies from their Non-thermal Emission?

(based on Thompson+ 2006, 2007; Lacki+ 2010, 2011)

- Constraints primarily for star-forming galaxies in which core-collapse supernova rate \gg Ia rate
- Synchrotron (radio) emission from star-forming galaxies
 - Implications for B-fields in star-forming galaxies
 - The Far-infrared-radio (FIR) correlation of star-forming galaxies
- **Gamma-ray emission from starbursts**
 - Suggests CR pressure is sub-dominant in prototypical starbursts M82, NGC 253

Gamma-ray Emission from Starbursts

- Largest flux \gtrsim GeV via neutral pion decay ($m_{\pi^0}c^2 \sim 140$ MeV)
 - e- IC, bremsstrahlung can also contribute (but ps have more energy)



$$t_{\text{pion}} \simeq 10^5 \text{ yrs} \left(\frac{n}{10^3 \text{ cm}^{-3}} \right)^{-1}$$

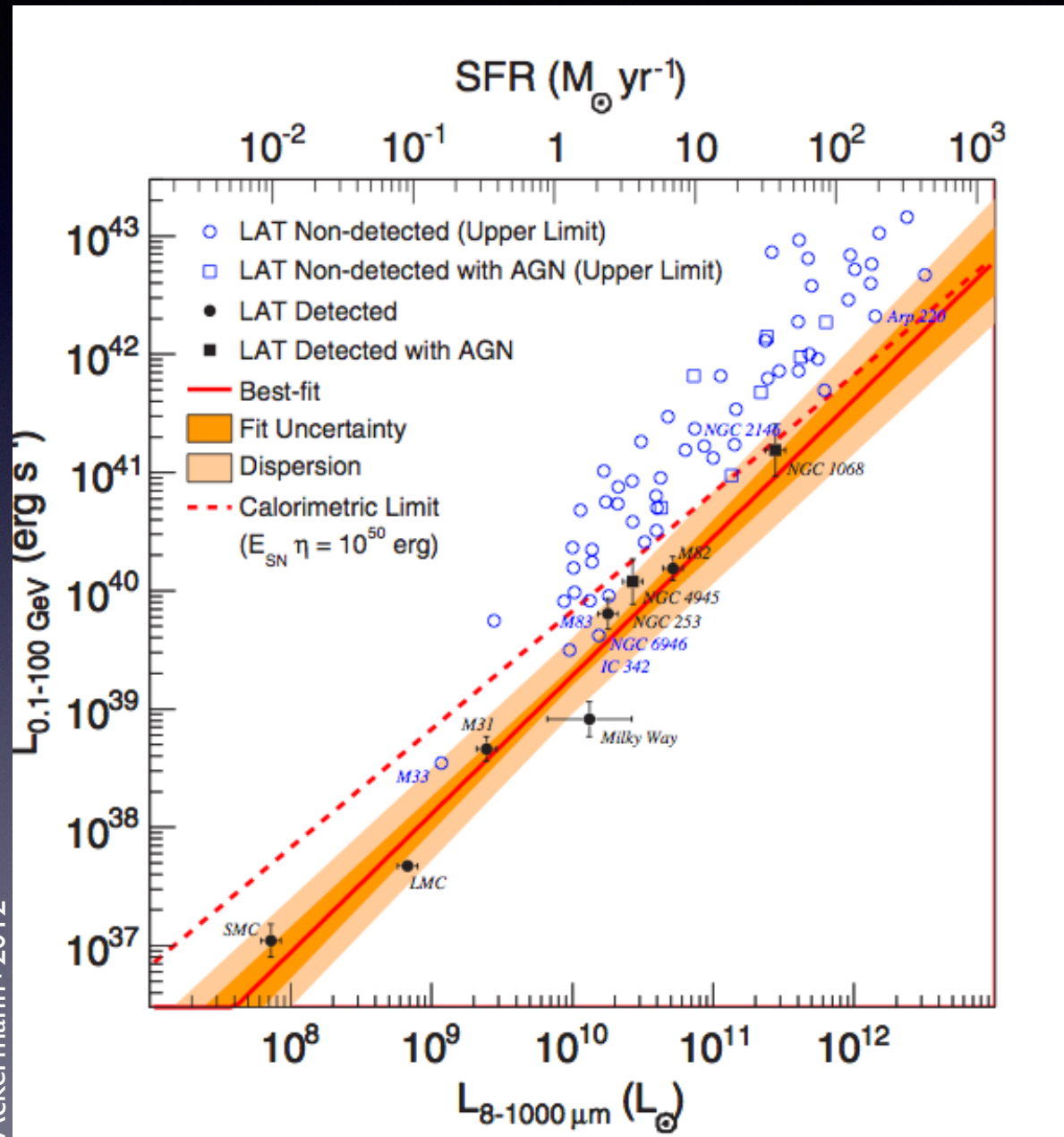
- $t_{\text{pion}} < (?) t_{\text{esc}}$ in dense starbursts \rightarrow ‘proton calorimeter’

a GeV-FIR correlation:

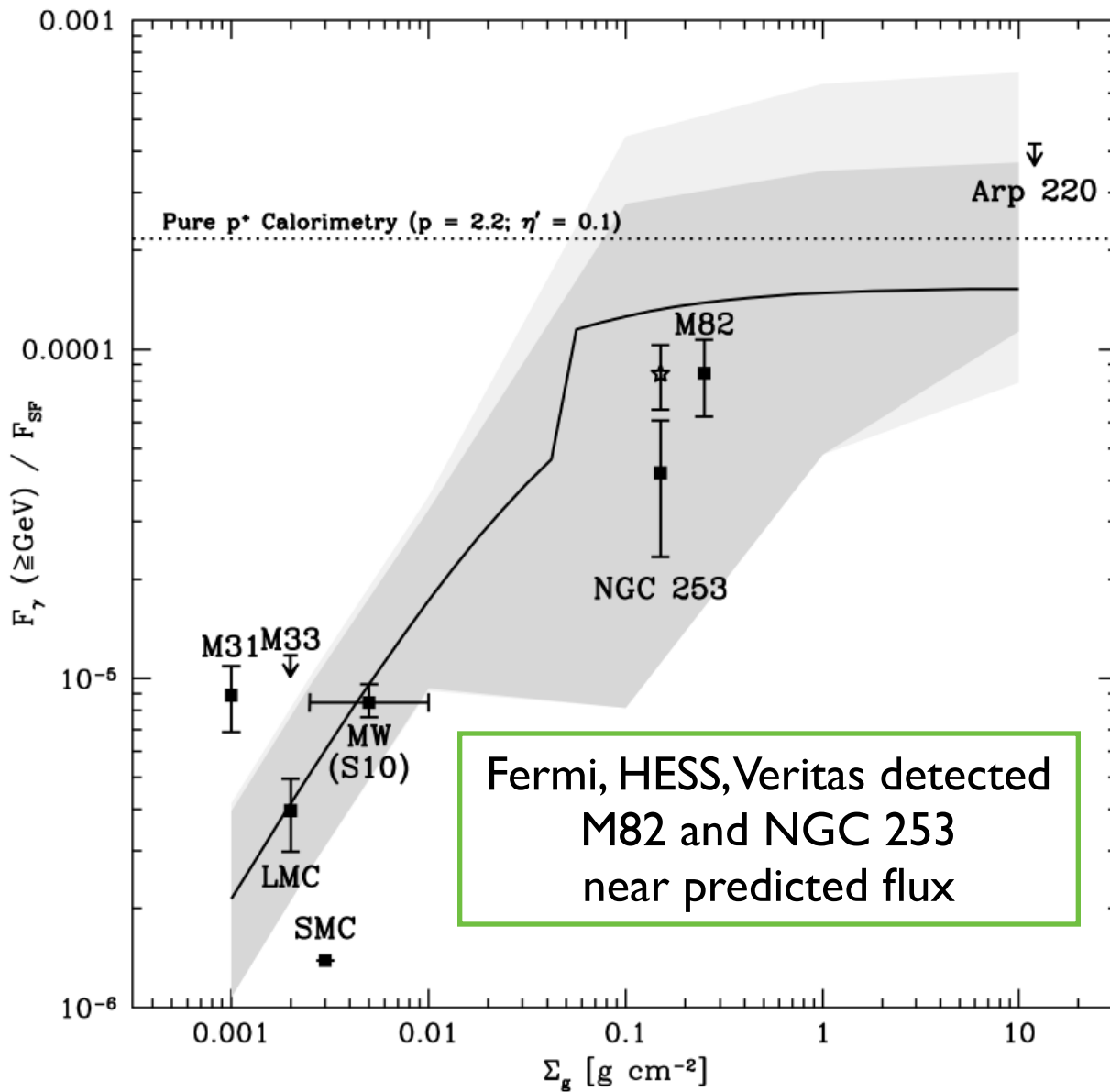
(prediction by TQW 2007, prior to launch of Fermi)

$$L(\gtrsim \text{GeV}) \simeq 2 \times 10^{-4} \left(\frac{\eta_p}{0.1} \right) L_{\text{FIR}}$$

Gamma-ray Emission from Starbursts

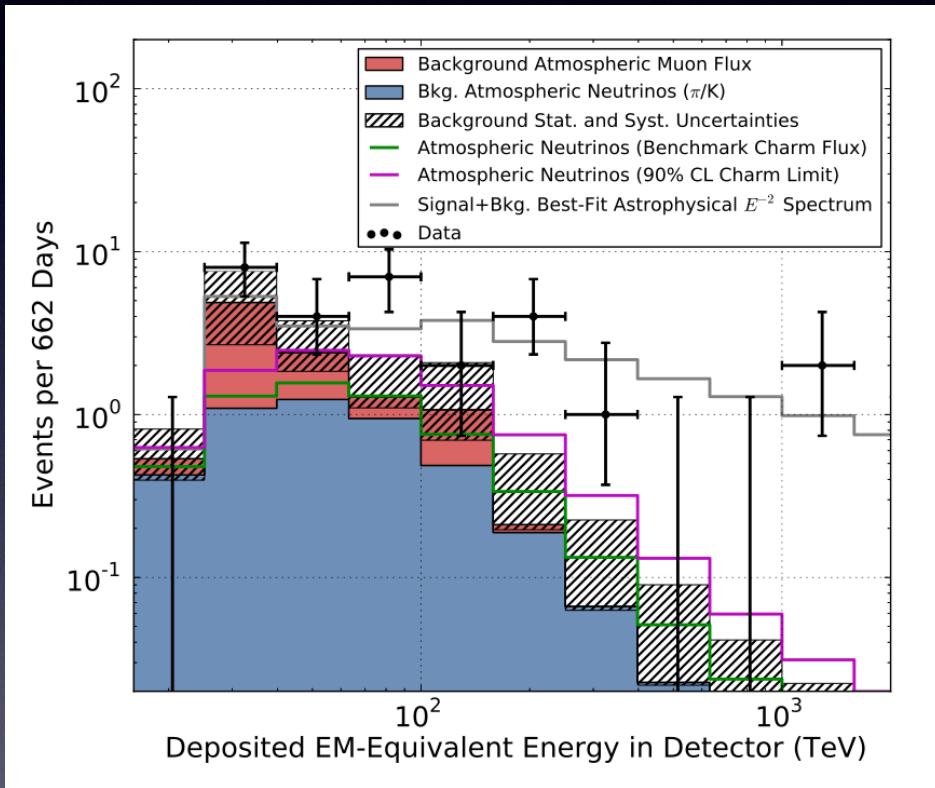



Gamma-ray Emission from Starbursts

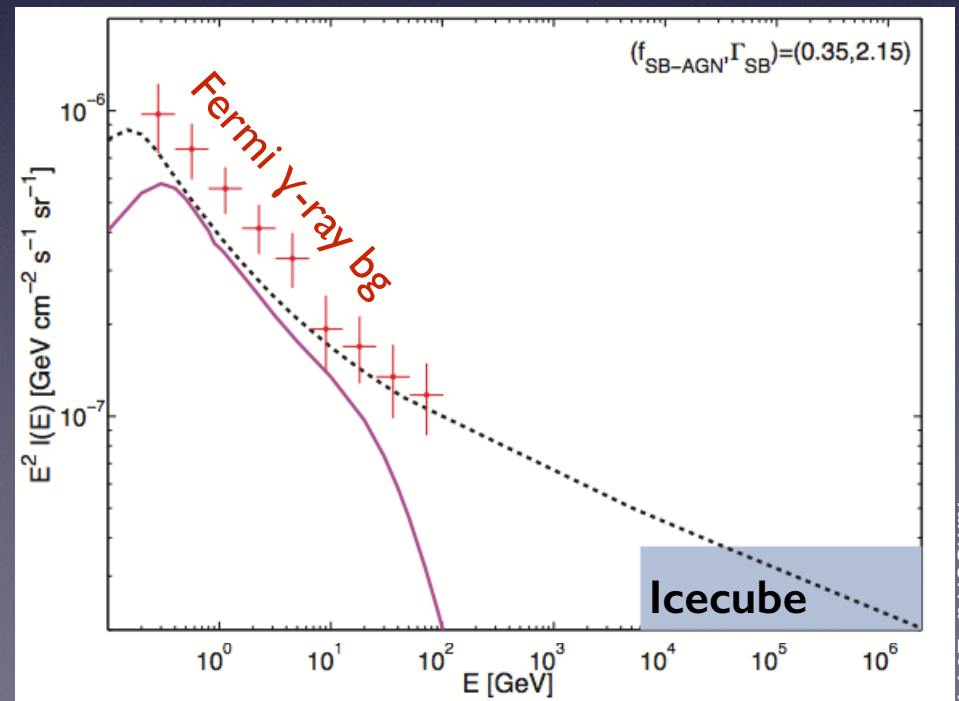


High Density Star Forming Galaxies are a Significant Contributor to the Extragalactic Gamma-ray and Neutrino Backgrounds

Sources of high energy CR expected to produce ν s and γ via p-p interaction



$\sim 28 \sim \text{PeV} (10^{15} \text{ eV}) \nu$ s



Implications for CR Pressure & Galactic Winds

- Given large \gtrsim GeV fluxes, need to account for pion losses in determining steady state CR energy ϵ_{CR}

$$\epsilon_{CR} \sim \dot{\epsilon}_{CR} \text{Min}(t_{\text{pion}}, t_{\text{esc}}) \lesssim \dot{\epsilon}_{CR} t_{\text{pion}}$$

- Best applied in prototypical starbursts M82 & NGC 253
 - Assume CRs interact with gas at $n_{\text{eff}} \sim \langle n \rangle \sim 300 \text{ cm}^{-3}$
 - $\rightarrow P_{CR} \sim 0.05 P_{\text{Hydro}}$ ($P_{\text{Hydro}} = \pi G \Sigma_g^2$) \rightarrow CRs subdominant
 - Estimate n_{eff} such that $P_{CR} \sim P_{\text{Hydro}} \rightarrow n_{\text{eff}} \sim 10 \text{ cm}^{-3}$

$$t_{\text{pion}} \sim 10^7 \text{ yrs} \gg \frac{R}{v_{\text{wind}}} \sim 10^6 \text{ yrs} \left(\frac{R}{300 \text{ pc}} \right) \left(\frac{300 \text{ km s}^{-1}}{v_{\text{wind}}} \right) \quad \text{ruled out by large GeV flux}$$

Suggests that CRs are not driving the winds in NGC 253 and M82